

City of Hyattsville

Hyattsville Municipal Building
4310 Gallatin Street, 3rd Floor
Hyattsville, MD 20781
(301) 985-5000
www.hyattsville.org



Agenda Regular Meeting

Register in advance for this webinar:

https://zoom.us/webinar/register/WN_rK7w4JR2Q7OeB1UKOToUUw

Monday, October 5, 2020

6:00 PM

Virtual

City Council

Mayor Candace B. Hollingsworth
Kevin Ward, Council President, Ward 1
Carrianna Suiter, Council Vice President, Ward 3
Bart Lawrence, Ward 1
Robert S. Croslin, Ward 2
Danny Schaible, Ward 2
Ben Simasek, Ward 3
Edouard Haba, Ward 4
Daniel Peabody, Ward 4
Joseph Solomon, Ward 5
Erica Spell Wolf, Ward 5

ADMINISTRATION

Tracey E. Douglas, City Administrator
Laura Reams, City Clerk, 301-985-5009, cityclerk@hyattsville.org

WELCOME TO THE CITY OF HYATTSVILLE CITY COUNCIL MEETING!
Your participation at this public meeting is valued and appreciated.

AGENDA/PACKET: The Agenda/Packet is available for review at the Hyattsville Municipal Building and online at www.hyattsville.org prior to the scheduled meeting (generally available no later than the Friday prior to the scheduled Monday meeting). Please note, times given for agenda items are estimates only. Matters other than those indicated on the agenda may also be considered at Council discretion.

AMERICANS WITH DISABILITY ACT: In compliance with the ADA, if you need special assistance to participate in this meeting or other services in conjunction with this meeting, please contact the City Clerk's Office at (301) 985-5009. Notification 48 hours prior to the meeting will enable the City to make reasonable arrangements to ensure accessibility to this meeting.

AUDIBLE DEVICES: Please ensure all audible devices are turned off or otherwise not audible when the City Council is in session. Thank you.

PUBLIC INPUT: If you wish to address the Council during the Public Comment period, please submit an Audience Participation Form to the City Clerk prior to the beginning of the meeting. Matters identified during Public Comment that are not on that meeting's agenda will be referred to staff for follow-up or considered on a future agenda. Issues that require a response will be addressed publicly at the next regular Council meeting. Speakers are requested to keep their comments to no more than two (2) minutes per speaker. Written comments or supporting documents may be turned in to the City Clerk for distribution to the Mayor and Council.

WAYS TO WATCH THE MEETING LIVE: City Council meetings are broadcast live on cable television channel 71 (Comcast) and channel 12 (Verizon). You may also view meetings live online at hyattsville-md.granicus.com/MediaPlayer.php?camera_id=2

REPLAY SCHEDULE: The meetings will be re-broadcast on cable television, channel 71 (Comcast) and channel 12 (Verizon) daily at 7:00 a.m., 1 p.m., and 8 p.m. Meetings are also able for replay online at www.hyattsville.org/meetings.

CITY INFORMATION: Sign up to receive text and email notifications about Hyattsville events, government, police and programs at www.hyattsville.org/list.aspx

INCLEMENT WEATHER: In the event of inclement weather, please call 301-985-5000 to confirm the status of the Council meeting.

Meeting Notice:

As we continue to take precautions due to the COVID-19 (Coronavirus) pandemic, the Hyattsville City Council will hold its meeting on Monday, October 5, 2020 remotely via video conference. The Council meeting will be conducted entirely remotely; there will be no in-person meeting attendance.

The meeting will be broadcast live on cable television channel 71 (Comcast), channel 12 (Verizon), and available via live stream at www.hyattsville.org/meetings.

PUBLIC PARTICIPATION:

Public comment may be made using the e-comment feature at www.hyattsville.org/meetings or by emailing cityclerk@hyattsville.org. All electronic comments must be submitted by 4 PM on October 5, 2020. Comments received will be read by City staff during the public comment portion of the meeting.

Members of the public who wish to attend the virtual Council meeting must register in advance using the link below.

https://zoom.us/webinar/register/WN_rK7w4JR2Q7OeB1UKOToUUw

1. Call to Order and Council Roll Call**2. Pledge of Allegiance to the Flag****3. Approval of Agenda****4. Approval of the Minutes****4.a) Approval of the Minutes**[HCC-89-FY21](#)

I move that the Mayor and Council approve the minutes of the City Council meeting of September 21, 2020.

Sponsors: City Administrator

Department: City Clerk

Attachments: [Minutes_Sept 21, 2020 CM FINAL](#)

5. Public Comment (6:10 p.m. – 6:20 p.m.) Complete Speaker Card, Limit 2 minutes per speaker**6. City Administrator Update (6:20 p.m. - 6:30 p.m.)****7. Proclamations (6:30 p.m. - 6:35 p.m.)**

7.a) Energy Efficiency Day Proclamation [HCC-91-FY21](#)

I move that the Mayor and Council adopt a proclamation recognizing October 7, 2020 as Energy Efficiency Day in the City of Hyattsville.

Sponsors: City Administrator

Department: City Clerk

Attachments: [Energy Efficiency Day 2020](#)

7.b) Proclamation recognizing Economic Development Week in the City of Hyattsville [HCC-92-FY21](#)

I move that the Mayor and Council recognize the week of October 19-23, 2020 as Economic Development Week in the City of Hyattsville.

Sponsors: City Administrator

Department: City Clerk

Attachments: [Economic Development Week 2020 Proclamation](#)

8. Appointments (6:35 p.m. - 6:40 p.m.)**8.a) Appointment to the Board of Supervisors of Elections** [HCC-88-FY21](#)

I move that the Mayor, with Council approval appoint Zachary Peters (Ward 2) to the Hyattsville Board of Supervisors of Elections for a term to expire on January 9, 2023.

Sponsors: Hollingsworth

Department: City Clerk

Attachments: [Zachary Peter redac](#)

9. Consent Items (6:40 p.m. - 6:45 p.m.)

9.a) Road Salt Contract Rider Extension[HCC-87-FY21](#)

I move that the Mayor and Council authorize the City Administrator to accept the contract extension to Montgomery County Contract IFB#1088536, which has been extended until October 1, 2021 by Montgomery County Amendment #2 signed on July 27th, 2020. I further move the Council authorize an expenditure not to exceed \$35,000 for the purchase of rock salt for FY21.

Sponsors: City Administrator

Department: Public Works

Attachments: [Signed Amendment](#)

10. Discussion Items (6:45 p.m. - 6:55 p.m.)**10.a) Removing Unjust Penalties in the Municipal Charter and Code - Imprisonment**[HCC-94-FY21](#)

I move that the Mayor and Council direct the City Attorney to remove all existing references to imprisonment or jail as a penalty for violations of the municipal charter and code.

Sponsors: City Administrator

Department: City Clerk

11. Council Dialogue (6:55 p.m. - 7:05 p.m.)**12. Community Notices and Meetings****12.a) Main City Calendar October 6 - October 19, 2020**[HCC-95-FY21](#)

N/A

Sponsors: City Administrator

Attachments: [Main City Calendar Oct 6 - Oct 19 2020](#)

13. Presentation and Discussion (7:15 p.m. - 9:15 p.m.)

13.a) Affordable Housing Council Workshop #1[HCC-93-FY21](#)

I move that the Mayor and Council participate in the first of a two-part remote workshop with Enterprise Community Partners to identify the goals and priorities of the City's Affordable Housing Strategy.

Sponsors: City Administrator

Department: Community & Economic Development

Attachments: [Affordable Housing Workshop Agenda Materials Oct 5](#)

14. Motion to Adjourn



City of Hyattsville

Hyattsville Municipal Bldg
4310 Gallatin Street, 3rd Flr
Hyattsville, MD 20781
(301) 985-5000
www.hyattsville.org

Agenda Item Report

File #: HCC-89-FY21

10/5/2020

4.a)

Submitted by: Sean Corcoran
Submitting Department: City Clerk
Agenda Section: Approval of the Minutes

Item Title:
Approval of the Minutes

Suggested Action:
I move that the Mayor and Council approve the minutes of the City Council meeting of September 21, 2020.

Summary Background:
Action summaries for Council meetings are posted to the City website within 48 hours of the meeting. Please see attached minutes.

Next Steps:
Upon approval, approved minutes will be posted on the City's website.

Fiscal Impact:
N/A

City Administrator Comments:
Recommend approval.

Community Engagement:
Minutes are posted to the City website.

Strategic Goals:
Goal 1 - Ensure Transparent and Accessible Governance

Legal Review Required?
N/A



REGULAR MEETING OF THE CITY COUNCIL, HYATTSVILLE MD
MONDAY, SEPTEMBER 21, 2020 7:00 PM

Candace Hollingsworth, Mayor (*departed at 8:23 p.m.*)
Kevin Ward, W1 (Council President) (*arrived at 7:28 p.m.*)
Carrianna Suiter, W3 (Council Vice President)
Bart Lawrence, W1
Robert Croslin, W2
Danny Schaible, W2
Ben Simasek, W3
Edouard Haba, W4
Daniel Peabody, W4
Joseph A. Solomon, W5

Absent: Erica Spell Wolf, W5

Also present were the following City staff members:

Tracey E. Douglas, City Administrator
Jim Chandler, Assistant City Administrator
Ron Brooks, City Treasurer
Chief Amal Awad, City of Hyattsville Police Department
Deputy Chief Scott Dunklee, City of Hyattsville Police Department
Lesley Riddle, Director of Public Works
Laura Reams, City Clerk
Sean Corcoran, Deputy City Clerk
Cheri Everhart, Recreation, Programs, and Events Manager
Hal Metzler, Project Manager, Department of Public Works
Reggie Bagley, Emergency Operations Manager

MEETING NOTICE:

As we continue to take precautions due to the COVID-19 (Coronavirus) pandemic, the Hyattsville City Council will hold its meeting on Monday, September 21, 2020 remotely via video conference. The Council meeting will be conducted entirely remotely, there will be no in person meeting attendance.

The meeting will be broadcast live on cable television channel 71 (Comcast), channel 12 (Verizon) and available via live stream at hyattsville.org/meetings.

PUBLIC PARTICIPATION:

Public Comment may be made using the e-comment feature at hyattsville.org/meetings or emailing cityclerk@hyattsville.org. All electronic comments must be submitted by 5 PM on September 21, 2020. Comments received will be read by City staff during the public comment portion of the meeting.

1. Call to Order and Council Roll Call

Mayor Candace Hollingsworth called the meeting to order at 7:05 p.m.



REGULAR MEETING OF THE CITY COUNCIL, HYATTSVILLE MD
MONDAY, SEPTEMBER 21, 2020 7:00 PM

2. Pledge of Allegiance to the Flag

Mayor Hollingsworth requested a moment of silence in honor of the passing of Supreme Court justice, Ruth Bader Ginsburg.

3. Approval of Agenda

AMENDMENT

1) ADD HCC-84-FY21 to consent.

I move that the Mayor and Council amend the FY21 budget to accept and appropriate grant funding from the Maryland Department of the Environment in the amount of \$259,900 for the purchase of an Electric Shuttle Bus after review from the City attorney to ensure legal sufficiency.

2) Please note that the sponsors for each appointment will be corrected in the summary and minutes of this Council meeting.

| | |
|------------------|---|
| RESULT: | APPROVED, AS AMENDED [UNANIMOUS] |
| MOVER: | Suiter |
| SECONDER: | Croslin |
| AYES: | Hollingsworth, Suiter, Lawrence, Croslin, Schaible, Simasek, Haba, Peabody, Solomon |
| ABSENT: | Ward, Spell Wolf |

4. Approval of the Minutes

4.) Approval of the Minutes

[HCC-66-FY21](#)

Sponsor: At the Request of the City Administrator

Co-Sponsor(s): N/A

- [Minutes May 18 CM FINAL](#)
- [Minutes Jun 1 2020 CM FINAL](#)
- [Minutes Jun 4 2020 CM FINAL](#)
- [Minutes Jul 20 2020 CM FINAL](#)
- [Minutes Aug 10 2020 CM FINAL](#)

I move that the Mayor and Council approve the minutes of the City Council meetings of May 18, 2020, June 1, 2020, June 4, 2020, July 20, 2020, and August 10, 2020.

| | |
|------------------|---|
| RESULT: | APPROVED [UNANIMOUS] |
| MOVER: | Haba |
| SECONDER: | Croslin |
| AYES: | Hollingsworth, Suiter, Lawrence, Croslin, Schaible, Simasek, Haba, Peabody, Solomon |
| ABSENT: | Ward, Spell Wolf |



REGULAR MEETING OF THE CITY COUNCIL, HYATTSVILLE MD
MONDAY, SEPTEMBER 21, 2020 7:00 PM

5. Public Comment (7:10 p.m. – 7:20 p.m.) Complete Speaker Card, Limit 2 minutes per speaker

City Clerk Laura Reams read public comments that were submitted electronically.

Ward 3 resident, Chuck Perry, addressed the Mayor and Council in opposition of the City's intention to purchase two (2) outdoor public restrooms questioning the materials used, the quality of the structures, and the justification of their cost.

Mr. Perry submitted a second public comment addressing the Mayor and Council in opposition of the City's grant appropriation for the Hyattsville Police Recruitment and Retention Program theorizing that there would be a great many evictions due to the COVID-19 pandemic and that expanding the Police Department would have no effect on underlying issues. He urged City officials to make an effort to examine civilian and law enforcement relations at the County and State levels.

Ward 2 resident, David Marshall, addressed the Mayor and Council in response to the Prince George's County grand jury verdict declining to indict the officers on site recalling that there were many protests and displays of opposition to the Hyattsville Police Department prior to the verdict. Mr. Marshall stated that he hoped that those who expressed opposition before receiving the facts regarding the incident would promptly change their position on the matter and hold confidence in local law enforcement.

6. City Administrator Update (7:20 p.m. - 7:35 p.m.)

City Administrator Tracey Douglas addressed the Mayor and Council as to events, programming, and progress in the City. Ms. Douglas recognized the recent addition of Reggie Bagley, Emergency Operations Manager and Adrienne Augustus, Police Media Relations and Mental Health Programs Manager as Hyattsville staff members relaying that Mr. Bagley had been instrumental in relief efforts including the establishment of the COVID-19 testing station and food distributions and that Ms. Augustus had been with the City for approximately two (2) weeks, noted a background in mental health, and was an Emmy nominated reporter. She acknowledged the hiring of four (4) new police officers: Jonathan Monge and Corey Marshall from the Washington Airport Authority and Alvin White and Sean Furr formerly of the New Carrollton Police Department stating the Chief Amal Awad continued to make every effort to vet qualified candidates through an extensive interview process and review to ensure there is a focus on community policing and building a team of dedicated professionals to serve and protect residents.

City Administrator Douglas announced the departure of police detective, Corporal Mark Filuta who moved to the private sector to work in the technology field and Building and Grounds Specialist, James Jones who intended to have more time with family.

Ms. Douglas reported on the ongoing telework and the gradual integration of staff working on-site conveying that telework was a success and commended staff including Assistant City Administrator Jim Chandler who helped to provide resources to allow staff members to work remotely. She stated that staff began working at the City municipal building on September 14, 2020 at 50%, or less, regular capacity and highlighted the upgrades, improvements, and safety



REGULAR MEETING OF THE CITY COUNCIL, HYATTSVILLE MD MONDAY, SEPTEMBER 21, 2020 7:00 PM

measures that had been employed such as revised protocol for entering the building, a mandatory temperature station, sanitation stations, personal protective equipment (PPE), and posted social distancing and directional markers throughout the building.

Ms. Douglas recognized Mr. Bagley for his successful efforts in renewing a partnership with the County Health Department, Luminus Health, and First United Methodist church to continue the COVID19 testing site stating that the site would be open two (2) days a week with traffic control assistance from the Hyattsville Police and Public Works Departments. She added that the site served approximately 200 recipients a day and that staff were pursuing a third weekly testing day.

City Administrator Douglas provided an update on the COVID-19 Relief fund stating that while funds were still available for working artists and childcare providers, funds for small businesses had been exhausted rapidly. Ms. Douglas referenced the Geographic Information System (GIS) map provided through the City's website that gave details on where the funds were being distributed as well as other related informational sources and relayed that on October 23rd, the City was teaming with Employ Prince George's (EPG) to conduct a cash card distribution for applicable residents. She stated that the Hyattsville Community Development Corporation (CDC) had raised an additional \$23K in excess of the funding provided by the City and CASA de Maryland had distributed all their funds.

Ms. Douglas spoke about the reinstatement of the weekly food distribution for residents in need stating that Hyattsville had received assistance from the County to rejuvenate the program and that other established charitable programs such as Meals on Wheels and those from Department of Aging had tripled their outgoing inventory. She relayed that staff were working to identify vulnerable areas of the City that could benefit from these resources to better serve the community.

Ms. Douglas addressed the ongoing process of renaming Magruder park citing that the racist and restrictive language in the property deed had been removed and that outreach would be performed to compile feedback from residents and stakeholders regarding a new name for the park. City Administrator Douglas announced that a prepaid notecard would be included in the October Hyattsville Reporter to record name submissions, a drop box had been built by Christie Harris of the Department of Public Works (DPW) to collect submission on-site, Ward check-ins would be held to receive further input, and ultimately, the Race and Equity Task Force (RETF) and the Health, Wellness, Recreation Advisory Committee (HWRAC) would confer to narrow down choices that would be presented to Council in early 2021.

Ms. Douglas stated that plans were in progress for Halloween in Hyattsville 2020 and that a tentative plan included socially-distant, "grab-n-go" trick or treating at both Magruder and Heurich Parks, as well as an October-long costume and home decoration contest in which pictures of creative Halloween ideas could be submitted through social media for competition.

Ms. Douglas reported that there were only 10 days left to submit 2020 Census forms and, at that time, the State, the County, and the City had participation rates of 70.3%, 68.6%, and 61.6% respectively. She commended the hard work of the Complete Count Committee and highlighted their outreach efforts which included yard signs and advertisements, postcard mailings to 8.5K



REGULAR MEETING OF THE CITY COUNCIL, HYATTSVILLE MD MONDAY, SEPTEMBER 21, 2020 7:00 PM

City residents, a social media campaign, and endeavors to reach and involve students and their parents. She thanked the Councilmembers for assisting in outreach efforts, specifically **Ward 2 Councilmember Danny Schaible** and **Ward 3 Councilmember Ben Simasek**.

The City Administrator noted the progress being made regarding the construction of a new DPW building and associated commercial garage and was nearing completion. Ms. Douglas referenced the resurfacing of the Municipal Building parking lot and commended staff on the prompt and successful accomplishments.

Ms. Douglas cited the recent historic flooding in the City due to violent storms reporting that financial assistance was being provided by the County and the City planned to hold community meetings to further inform residents of relief resources and provide guidance about recovery and mitigation of stormwater and sediment.

Ms. Douglas provided an update regarding the Police Department stating that several peaceful protests continued in response to the issues facing Americans during that time and there had been participation from Chief Awad and numerous law enforcement officers. She expounded on the activities of the department relaying that staff were updating police policies, instrumental in food distribution and COVID-19 testing sites, and, while increasing collaborations with different entities, had already developed partnerships with Community Crisis Services, Inc. (CCSI), the Anne Arundel Police Department (AAPD), and others.

City Administrator Douglas referenced the shooting incident of September 2019 stating that the independent grand jury had reached a verdict in the case declining to indict the involved officers of any wrongdoing in the incident. She noted that the criminal investigation had concluded and an administrative investigation would follow. Ms. Douglas reiterated that the Police Department was improving their training resources and ingeminated the hiring of Adrienne Augustus and the value of her mental health experience. She mentioned that the department had been working with local mental health and crisis experts, exploring new equipment, and that many of the recommendations being made for improvement were aspects already practiced by law enforcement staff. She recognized the program developed by the HWRAC on mental health and wellness training stating that three (3) classes were being funded to provide information and education to residents regarding pertinent pressing issues.

Ms. Douglas described Operation Chill; a program in which Police Officers recognized good deeds performed by the City's youth and rewarded the instances with coupons for free items at 7-11 stores.

Ms. Douglas reported that there was a new closed-circuit television (CCTV) camera located on Route 1 that would supplement several others that were employed to surveille neighborhoods to identify and prevent crime.

City Administrator Douglas informed the Body that the High Mobility Multipurpose Wheeled Vehicle (Humvee) owned by the City was soon to be decommissioned and recalled some of the instances in which the vehicle had been vital in providing support during flooding and other emergency situations.



REGULAR MEETING OF THE CITY COUNCIL, HYATTSVILLE MD MONDAY, SEPTEMBER 21, 2020 7:00 PM

Ms. Douglas reported on the economic position of the City stating that many businesses had been lost due to the global pandemic, but that the City had gained new businesses including Will's decorating, Tiered and Petite, and Federalist Pig which was set to open in Spring 2021. Ms. Douglas announced that Community Economic week took place in October and noted that the Rhode Island Trolley trail was experiencing a four (4) month delay with a final design expected in December 2020. She communicated that the Prince George's Plaza metro stop had been approved for a name change to Hyattsville Crossing which would don the acronym "HVX" and that costs associate would total approximately \$330K and that portions of the funding would be procured through assistance from the County. Assistant City Administrator Jim Chandler added that the naming project aligned with the second phase of the silver line and concurred that staff expected the name change be recognized and adopted before the turn of the year.

Ms. Douglas addressed the work of the Communications and Legislative Services department noting that recordings of the Hyattsville Headlines, Council recaps, and online camp instructional videos continued to be well received and that all outstanding Committee meeting minutes had been completed. She stated that the first phase of the strategic communications plan would be presented to Council the following Fall, staff had been editing and updating the Committees Handbook and Onboarding Process to provide more clarity of the purpose, procedures, and conduct of members and associated individuals, and that the City's record retention schedule would also be edited and updated. Ms. Douglas also acknowledged that the City's charter and code would be reformed to allow for easier navigation and transparency.

Ward 5 Councilmember Joseph Solomon thanked the City Administrator and staff for the continued efforts and hard work noting that the DPW and Communications departments performances had been exceptional. He inquired as to what communication had taken place between City staff and representatives of Sacred Heart regarding the stormwater mitigation to which City Administrator Douglas responded that Director of Public Works, Lesley Riddle, had conversations with appropriate individuals and that a community meeting would be scheduled to apprise area residents of the aftermath and plans moving forward. Ms. Riddle contributed that she had several meetings with members of Sacred Heart and the site developers and stated that those responsible had acted with due diligence to provide adequate stormwater management and that the site was inspected immediately after the torrents of rain and no sediment could be found in the runoff.

7. **Treasurer Update (7:35 p.m. - 7:40 p.m.)**

City Treasurer Ron Brooks addressed the Mayor and Council with an update regarding the City's financial position stating that the Fiscal Year 2019 (FY19) audit was progressing well with an expectation of closing by the end of the following December. Mr. Brooks stressed the importance of completing the audit in a timely manner as not to negatively affect the A2 rating granted by Moody's.

Treasurer Brooks relayed the status of cash reserves reporting that there had been a decrease of approximately 28% compared to the previous year and that a majority of those funds were being actively applied to approved construction projects in the City and would eventually be returned.



REGULAR MEETING OF THE CITY COUNCIL, HYATTSVILLE MD
MONDAY, SEPTEMBER 21, 2020 7:00 PM

Mr. Brooks stated that he and his staff were paying close attention to financial activity, deficits, and revenues in consideration of the impact of the health crisis. He stated that property tax revenues would soon be calculable and that would provide insight as to the fiscal status for the remainder of the year.

Councilmember Solomon recalled that the year prior, the Body had discussed developing a stability fund and requested clarity regarding its status to which Treasurer Brooks responded that no money had been committed to the fund, but concurred that it was a tool that should be discussed and considered after the first of the year.

8. Proclamations (7:40 p.m. - 7:45 p.m.)

8.a) Breast Cancer Awareness Month 2020 Proclamation

[HCC-67-FY21](#)

Sponsor: At the Request of the City Administrator

Co-Sponsor(s): N/A

[Breast Cancer Awareness Month 2020](#)

I move that the Mayor and Council adopt a proclamation in support of Breast Cancer Awareness Month.

8.b) Domestic Violence Awareness Month 2020 Proclamation

[HCC-68-FY21](#)

Sponsor: At the Request of the City Administrator

Co-Sponsor(s): N/A

[Domestic Violence Awareness Month 2020](#)

I move that the Mayor and Council adopt a proclamation in support of Domestic Violence Awareness Month.

8.c) National Disability Employment Awareness Month 2020 Proclamation

[HCC-71-FY21](#)

Sponsor: At the Request of the City Administrator

Co-Sponsor(s): N/A

[National Disability Employment Awareness Month 2020](#)

I move that the Mayor and Council adopt a proclamation in support of National Disability Employment Awareness Month.

8.d) Proclamation in Honor of Ruth Ann Frazier

[HCC-78-FY21](#)

Sponsor: At the Request of the City Administrator

Co-Sponsor(s): N/A

[Ruth Ann Frazier CM092120](#)



REGULAR MEETING OF THE CITY COUNCIL, HYATTSVILLE MD
MONDAY, SEPTEMBER 21, 2020 7:00 PM

| | |
|------------------|---|
| RESULT: | APPROVED [UNANIMOUS] |
| MOVER: | Ward |
| SECONDER: | Solomon |
| AYES: | Hollingsworth, Ward, Suiter, Lawrence, Croslin, Schaible, Simasek, Haba, Peabody, Solomon |
| ABSENT: | Spell Wolf |

9. Appointments

9.a) Appointment to the Ethics Commission

[HCC-72-FY21](#)

Sponsor: ~~At the Request of the City Administrator~~ Hollingsworth

Co-Sponsor: N/A

I move that the Mayor, with Council approval appoint David Sip (Ward 1) to the Hyattsville Ethics Commission for a term of three (3) years to expire on September 21, 2023.

9.b) Appointment to the Educational Facilities Task Force

[HCC-73-FY21](#)

Sponsor: ~~At the Request of the City Administrator~~ Ward

Co-Sponsor(s): ~~N/A~~ Schaible

I move that the Mayor and Council appoint Sarah Weston (Ward 1) to the Hyattsville Educational Facilities Task Force for a term of two (2) years to expire on September 21, 2022.

9.c) Appointment to the Police and Public Safety Citizens' Advisory Committee

[HCC-74-FY21](#)

Sponsor: ~~At the Request of the City Administrator~~ Ward

Co-Sponsor: ~~N/A~~ Schaible

I move that the Mayor and Council appoint Joel Chan (Ward 1) to the Hyattsville Police and Public Safety Citizens' Advisory Committee for a term of two (2) years to expire on September 21, 2022.

9.d) Appointment to the Race and Equity Task Force

[HCC-76-FY21](#)

Sponsor: ~~At the Request of the City Administrator~~ Schaible

Co-Sponsor: N/A

I move that the Mayor and Council appoint Malcolm Clarke (Ward 3) to the Hyattsville Race and Equity Task Force for a term of two (2) years to expire on September 21, 2022.



**REGULAR MEETING OF THE CITY COUNCIL, HYATTSVILLE MD
MONDAY, SEPTEMBER 21, 2020 7:00 PM**

| | |
|------------------|---|
| RESULT: | APPROVED [UNANIMOUS] |
| MOVER: | Ward |
| SECONDER: | Croslin |
| AYES: | Hollingsworth, Ward, Suiter, Lawrence, Croslin, Schaible, Simasek, Haba, Peabody, Solomon |
| ABSENT: | Spell Wolf |

10. Consent Items (7:50 p.m. - 8:00 p.m.)

10.a) Hyattsville Ordinance 2020-05: Revisions to Chapter 108, Revitalization Tax Credit

[HCC-13-FY21](#)

Sponsor: Hollingsworth

Co-Sponsor(s): N/A

[Revitalization Tax Credit 2020-05](#)

[Revitalization Tax Credit](#)

I move that the Mayor and Council adopt Ordinance 2020-05, an Ordinance whereby the City of Hyattsville amends its taxation provisions to permit the granting of revitalization tax credits to the production of affordable housing for individuals and families and to allow for certain exceptions in tax credit limitations pursuant to the production of affordable housing units (SECOND READING & ADOPTION)

10.b) DPW Facility New Construction Project - Purchase of Furniture Change Order

[HCC-59-FY21](#)

Sponsor: At the Request of the City Administrator

Co-Sponsor(s): N/A

[JN-3469 HYATTSVILLE DPW-R6-LOCKER RMS](#)

[JN-3469 HYATTSVILLE DPW LOCKERS](#)

I move that the Mayor and Council authorize the City Administrator to execute the change order for the order of furniture for the new DPW Facility and authorize an expenditure, not to exceed \$60,000, with Douron under the existing purchase agreement.

10.c) DPW New Facility Construction Project - IT and Cabling Services Change Order

[HCC-60-FY21](#)

Sponsor: At the Request of the City Administrator

Co-Sponsor(s): N/A

[2020-CQK-P26 - Change Order for 2019-CQK-J05 - Network Project](#)

[2020-CQK-P27 - Change Order for 2019-CQK-J02 - Cabling Project](#)

I move that the Mayor and Council authorize the City Administrator to execute change orders related to the construction of the new DPW building with Dataprise, LLC, and authorize expenditures not to exceed \$25,000 for the execution of the change orders.



REGULAR MEETING OF THE CITY COUNCIL, HYATTSVILLE MD
MONDAY, SEPTEMBER 21, 2020 7:00 PM

10.d) FY2021 Community Legacy Resolution: 2020-08

[HCC-65-FY21](#)

Sponsor: At the Request of the City Administrator

Co-Sponsor(s): N/A

[Community Legacy Application - Hyattsville Resolution - 2020](#)

I move that the Mayor and Council adopt Hyattsville Resolution 2020-08, a Resolution of the City of Hyattsville, Maryland in support of the City's application to the State of Maryland Department of Housing & Community Development (DHCD) for grant funding to support the City's Commercial Façade Improvement Program to be further described in the Community Legacy application.

10.e) FY21 Grant Appropriation: Police Recruitment and Retention Program

[HCC-69-FY21](#)

Sponsor: At the Request of the City Administrator

Co-Sponsor(s): N/A

[Grant Award](#)

I move that the Mayor and Council accept and appropriate in the FY21 budget a grant award from the Governor's Office Crime Control and Prevention in the amount of \$26,350.00 for recruitment and retention of Police Officers, upon the review and approval of the City Attorney for legal sufficiency.

10.f) USPS Parking Lot Lease Renewal

[HCC-77-FY21](#)

Sponsor: At the Request of the City Administrator

Co-Sponsor(s): N/A

[USPS Parking Lot Lease Renewal - FY2021](#)

I move the Mayor and Council authorize the City Administrator to execute a lease with the United States Postal Service (USPS) for use of the USPS parking lot located at 4325 Gallatin Street, Hyattsville, to expire in October 2025 at a rate of \$843/month with a 3% annual increase.

10.g) Adirondack Tree Experts Contract - Option year 2

[HCC-79-FY21](#)

Sponsor: At the Request of the City Administrator

Co-Sponsor(s): N/A

I move that the Mayor and Council authorize the City Administrator to execute option year 2 of the Urban Tree Care contract with Adirondack Tree Experts and authorize an expenditure not to exceed \$185,000 for continued services.

10.h) Memorandum of Understanding with Prince George's County

[HCC-80-FY21](#)

Sponsor: At the Request of the City Administrator

Co-Sponsor(s): N/A



REGULAR MEETING OF THE CITY COUNCIL, HYATTSVILLE MD
MONDAY, SEPTEMBER 21, 2020 7:00 PM

I move that the Mayor and Council authorize the City Administrator to negotiate and enter into a Memorandum of Understanding (MOU) with Prince George’s County to fund overtime costs for police and/or traffic controllers to support an additional Hyattsville COVID testing site day(s).

| | |
|------------------|---|
| RESULT: | APPROVED [UNANIMOUS] |
| MOVER: | Ward |
| SECONDER: | Haba |
| AYES: | Hollingsworth, Ward, Suiter, Lawrence, Croslin, Schaible, Simasek, Haba, Peabody, Solomon |
| ABSENT: | Spell Wolf |

11. Action Items (8:00 p.m. - 8:30 p.m.)

11.a) Purchase of Two Outdoor Public Restrooms (Portland Loos)

[HCC-30-FY21](#)

Sponsor: At the Request of the City Administrator

Co-Sponsor(s): N/A

[Hyattsville Sales Quote COMP 5.13.20](#)

[Portland-Loo-Presentation-DC-march-2017-1](#)

[TRI-FOLD \(1\)](#)

I move that the Mayor and Council authorize the City Administrator to purchase two (2) outdoor public restrooms (Portland Loos), and to expend an amount not to exceed \$240,000.

Director of Public Works Lesley Riddle addressed the Mayor and Council with a summary of the item stating that the structures were manufactured for Portland, OR and, while accessible to all, serve an at-risk population. Ms. Riddle described that the loos are of metal construction and being used in several cities throughout the world.

City Administrator Tracey Douglas added that a portion of the cost was allotted for installation and connection to City water and that the structures being purchased offered some technologies that allowed for customization and function schedule.

Ward 4 Councilmember Edouard Haba inquired as to the location of the outdoor restrooms to which Director Riddle responded that they were tentatively planned to be installed at Hyatt and Heurich parks.

Councilmember Simasek noted that the structures had to be connected to public water lines and inferred that they would be permanent fixtures to which Ms. Riddle answered in the affirmative explaining that they would need connection to sewer water lines and electricity and stated that staff were looking into solar panels to remove the reliance on City electricity.

Councilmember Simasek received confirmation that the maintenance and upkeep of the outdoor restrooms would be the responsibility of DPW and suggested that the loos be located in shaded areas as to not become too hot or uncomfortable and the options for winterizing and particular lighting should be exercised. He asked that the at-risk population be considered when



**REGULAR MEETING OF THE CITY COUNCIL, HYATTSVILLE MD
MONDAY, SEPTEMBER 21, 2020 7:00 PM**

determining a location as well as tracking the at-risk population and the areas in which they are most prominent.

Ward 4 Councilmember Daniel Peabody recalled that there was an existing outdoor restroom located at Heurich Park and asked about its status and purpose to which Director Riddle replied that the restroom once located in Heurich Park had been moved to the DPW building for use by staff due to restrictions imposed from the COVID-19 pandemic.

| | |
|------------------|---|
| RESULT: | APPROVED [UNANIMOUS] |
| MOVER: | Ward |
| SECONDER: | Simasek |
| AYES: | Hollingsworth, Ward, Suiter, Lawrence, Croslin, Schaible, Simasek, Haba, Peabody, Solomon |
| ABSENT: | Spell Wolf |

11.b) FY2021 Corridor Investment Grant Awards

[HCC-70-FY21](#)

Sponsor: At the Request of the City Administrator

Co-Sponsor(s): N/A

[Memo - CIP Award Recommendations - 09.21.20](#)

[CIP Applicant Summary - FY2021](#)

[Corridor Investment Grant - Program Guidelines - June 2020](#)

I move that City Council approve FY2021 Hyattsville Corridor Investment Grants to the following organizations and authorize the City Administrator to execute grant agreements with the recipient organizations in the specified amount for each programming activity as follows:

- Acapulco Spirit Restaurant: \$2,000
- Green Owl Design: \$2,000
- Hyattsville Aging in Place: \$1,500
- Hyattsville Community Development Corporation: \$1,500
- Just Rock Enterprise: \$5,500
- Will's Decorating: \$2,000
- Maryland Meadworks: \$2,500
- Pyramid Atlantic: \$3,500
- Robert Harper Books, LLC: \$3,500
- SoHy Placemaking: \$2,000
- Subway: \$1,500
- Trinity Grill: \$2,500

All grant funding shall be subject to the terms and conditions of the grant agreement.



REGULAR MEETING OF THE CITY COUNCIL, HYATTSVILLE MD
MONDAY, SEPTEMBER 21, 2020 7:00 PM

| | |
|------------------|--|
| RESULT: | APPROVED [UNANIMOUS] |
| MOVER: | Ward |
| SECONDER: | Solomon |
| AYES: | Hollingsworth, Ward, Suiter, Lawrence, Croslin, Schaible, Simasek, Haba, Peabody, Solomon |
| ABSENT: | Spell Wolf |

11.c) FY2021 Commercial Façade Improvement Program Grant Awards

HCC-75-FY21

Sponsor: At the Request of the City Administrator

Co-Sponsor(s): N/A

[Memo - FY2021 CFI Award Recommendations - 09.21.20](#)

[CFI Program - Application Summary](#)

[Commercial Façade Improvements - Program Guidelines - March 2020](#)

I move that the Mayor and Council accept the recommendations of the Commercial Façade Review Panel and approve grant funding awards for the following properties:

- Kahvie Coffee, 6515 Belcrest Road: \$15,000
- Will's Decorating, 5122 Baltimore Avenue: \$10,000
- Maryland Meadworks, 4700 Rhode Island Avenue: \$5,000

Councilmember Simasek noted that there were five (5) applications and three (3) rewards stating that one of the rejected applicants was outside City limits and requested clarification on why the application from Queens Chapel Town Center was rejected to which Assistant City Administrator Jim Chandler responded that staff was in regular communication with the applicant, but the applicant had been in the midst of another construction project and the City could not honor a grant award unless the entity had no ongoing projects.

Councilmember Schaible sought clarity regarding possible inconsistencies with what the City has communicated to applicants and what funding was available for the grants to which Mr. Chandler replied that funding for the grants are received from the State of Maryland's Community Legacy program and due to circumstances they were unaware of when the funds would be made available and what the amount would be. He stated that the only reason they were able to offer a grant during that particular cycle was because one of the prior year's grantees was unable to use the funds and \$30K was returned to the City and appropriated for the three (3) aforementioned awardees.

| | |
|------------------|--|
| RESULT: | APPROVED [UNANIMOUS] |
| MOVER: | Ward |
| SECONDER: | Haba |
| AYES: | Hollingsworth, Ward, Suiter, Lawrence, Croslin, Schaible, Simasek, Haba, Peabody, Solomon |
| ABSENT: | Spell Wolf |



**REGULAR MEETING OF THE CITY COUNCIL, HYATTSVILLE MD
MONDAY, SEPTEMBER 21, 2020 7:00 PM**

12. Council Dialogue (8:30 p.m. – 8:40 p.m.)

Councilmember Schaible recalled efforts to reach residents to ask them to participate in the 2020 Census highlighting the importance to funding and services in Hyattsville. He provided details for potential participants for future outreach.

Item 10.i was omitted during the consent portion of the meeting and presented during Council dialogue.

10.i) FY21 Budget Amendment: Electric Shuttle Bus Grant

HCC-84-FY21

Sponsor: At the Request of the City Administrator

Co-Sponsor(s): N/A

Shuttle bus grant

I move that the Mayor and Council amend the FY21 budget to accept and appropriate grant funding from the Maryland Department of the Environment in the amount of \$259,900 for the purchase of an Electric Shuttle Bus after review from the City attorney to ensure legal sufficiency.

Councilmember Haba referenced some of the aspects and conditions of the measure and requested a timeline of action to which City Administrator Douglas stated that it would be several months until the purchase was finalized and noted that there was an outstanding balance that could be decreased before purchase as well as noting upgrades to be applied before procurement.

| | |
|------------------|--|
| RESULT: | APPROVED [UNANIMOUS] |
| MOVER: | Ward |
| SECONDER: | Solomon |
| AYES: | Ward, Suiter, Lawrence, Croslin, Schaible, Simasek, Haba, Peabody, Solomon |
| ABSENT: | Hollingsworth, Spell Wolf |

Councilmember Simasek urged the community to participate in the 2020 Census before the incoming deadline and referenced the Earth Day cleanup October 3rd.

Councilmember Haba recognized the damage from the recent flood and expressed relief that no residents were hurt. He stressed the importance of registering to vote in the 2020 national election.

Ward 1 Councilmember Bart Lawrence reminded everyone to be safe and take care of each other.

Ward 2 Councilmember Robert Croslin encouraged everyone to vote or register to vote and not to take anything for granted.

Councilmember Solomon expressed appreciation for the management of the City during challenging times and announced that he had been appointed to the State Body Camera Task Force and appointed the Chairman of the Prince George’s County Responsible Legacy Task Force. He requested assistance from colleagues to join him in phone banking with the State of Florida.



**REGULAR MEETING OF THE CITY COUNCIL, HYATTSVILLE MD
MONDAY, SEPTEMBER 21, 2020 7:00 PM**

Council President Kevin Ward echoed the sentiments of his colleagues specifically in support of participation in the 2020 Census and the recent City flooding.

13. Community Notices and Meetings

13.a) Main City Calendar September 22 – October 5, 2020

[HCC-82-FY21](#)

Sponsor: At the Request of the City Administrator

Co-Sponsor(s): N/A

[Main City Calendar Sep 22 - Oct 5 2020](#)

14. Motion to Close

14.a) Motion to Close – NOTE: The Council will not return to open session

[HCC-81-FY21](#)

Sponsor: At the Request of the City Administrator

Co-Sponsor(s): N/A

I move that the Mayor and Council find that public discussion of City IT infrastructure and a confidential security assessment would constitute a risk to the security of the City’s information technology network because it involves:

1. Security assessments or deployments relating to information resources technology;
2. (ii) network security information, including information that is:
 1. Related to passwords, personal identification numbers, access codes, encryption, or other components of the security system of a governmental entity; or
 2. Related to an assessment, made by or for a governmental entity or maintained by a governmental entity, of the vulnerability of a network to criminal activity; or
 3. Deployments or implementation of security personnel, critical infrastructure, or security devices.

| | |
|------------------|---|
| RESULT: | APPROVED [UNANIMOUS] |
| MOVER: | Simasek |
| SECONDER: | None |
| AYES: | Hollingsworth, Ward, Suiter, Lawrence, Croslin, Schaible, Simasek, Haba, Peabody, Solomon |
| ABSENT: | Spell Wolf |

Upon the approval of the first part of the motion

The Mayor and Council having found that the requisite preconditions are met, I move that the Mayor and Council close the Council Meeting of September 21, 2020 to review and discuss a confidential report relating to the City’s IT infrastructure and cybersecurity.

This session will be closed under the authority of the Annotated Code of Maryland State Government General Provisions Article Section 3-305(b) (15) to discuss cybersecurity. The reason



**REGULAR MEETING OF THE CITY COUNCIL, HYATTSVILLE MD
MONDAY, SEPTEMBER 21, 2020 7:00 PM**

for closing the meeting under this exception is to protect the City’s confidentiality pertaining to cybersecurity matters.

| | |
|------------------|--|
| RESULT: | APPROVED [UNANIMOUS] |
| MOVER: | Simasek |
| SECONDER: | Lawrence |
| AYES: | Ward, Suiter, Lawrence, Croslin, Schaible, Simasek, Haba, Peabody, Solomon |
| ABSENT: | Hollingsworth, Spell Wolf |

The open session of the meeting concluded at 8:40 p.m.

Pursuant to the requirement of the Annotated Code of Maryland State Government Article 3-306(C)(2); this statement is included in these minutes:

A closed session of the Council of the City of Hyattsville was held virtually at 8:42 p.m. on Monday, September 21, 2020.

In addition to the City Council, the following staff members were present: **City Administrator Tracey E. Douglas, Assistant City Administrator Jim Chandler, City Clerk Laura Reams, and Deputy City Clerk Sean Corcoran**

Mayor Hollingsworth and **Ward 5 Councilmember Erica Spell Wolf** were absent.

The authority under which the session was closed was the Annotated Code of Maryland State Government General Provisions Article Section 3-305(b)(15) to discuss cybersecurity.

Topics Discussed: Dataprise presented the results of their Security Gap report which identified vulnerabilities and provided recommendations to ensure profile, account, network, data, and records security.

Action Taken: None taken.

Councilmember Croslin made a motion to adjourn the closed session, which was seconded by **Councilmember Peabody** and approved unanimously by the Council.

The closed session adjourned at 9:14 p.m.

ATTEST:
September 28, 2020

Laura Reams, City Clerk

Sean Corcoran, Deputy City Clerk



City of Hyattsville

Hyattsville Municipal Bldg
4310 Gallatin Street, 3rd Flr
Hyattsville, MD 20781
(301) 985-5000
www.hyattsville.org

Agenda Item Report

File #: HCC-91-FY21

10/5/2020

7.a)

Submitted by: Sean Corcoran
Submitting Department: City Clerk
Agenda Section: Proclamation

Item Title:
Energy Efficiency Day Proclamation

Suggested Action:

I move that the Mayor and Council adopt a proclamation recognizing October 7, 2020 as Energy Efficiency Day in the City of Hyattsville.

Summary Background:

This Energy Efficiency Day proclamation acknowledges the community effort to maximize clean energy practices and policies while minimizing the release harmful biproducts into the environment.

Next Steps:

To adopt the Energy Efficiency Day proclamation.

Fiscal Impact:

N/A

City Administrator Comments:

Recommend adoption.

Community Engagement:

N/A

Strategic Goals:

Goal 3 - Promote a Safe and Vibrant Community

Legal Review Required?

N/A

CITY OF HYATTSVILLE

PROCLAMATION

RECOGNIZING OCTOBER 7, 2020 AS ENERGY EFFICIENCY DAY IN THE CITY OF HYATTSVILLE

WHEREAS, reliable, affordable energy is vital to our economic prosperity and energy efficiency is the most productive and cost-effective way to meet our energy needs; and

WHEREAS, implementing clean energy policies and programs helps provide economic opportunities and job creation while continuing to move toward a sustainable future; and

WHEREAS, decreasing energy waste saves U.S. consumers billions of dollars on their utility bills annually, up to \$500 per household from appliance efficiency standards alone; and

WHEREAS, more than 2.2 million Americans work in the energy efficiency sector in local, clean energy jobs; and

WHEREAS, smarter energy use reduces the amount of electricity required to power our lives, which helps avoid power plant emissions that can harm our health, pollute our air, and warm our climate; and

WHEREAS, a nationwide network of energy efficiency groups and partners has designated October 7th as the national annual Energy Efficiency Day; and

WHEREAS, together the residents of Hyattsville can continue to contribute to our sustainability efforts by learning more about energy efficiency and practicing smarter energy use in their daily lives;

NOW, THEREFORE BE IT RESOLVED, City Council, staff, and residents recognize October 7, 2020, as "ENERGY EFFICIENCY DAY".

Candace B. Hollingsworth

Mayor, City of Hyattsville

October 5, 2020





City of Hyattsville

Hyattsville Municipal Bldg
4310 Gallatin Street, 3rd Flr
Hyattsville, MD 20781
(301) 985-5000
www.hyattsville.org

Agenda Item Report

File #: HCC-92-FY21

10/5/2020

7.b)

Submitted by: Kate Powers

Submitting Department: Community & Economic Development

Agenda Section: Proclamation

Item Title:

Proclamation recognizing Economic Development Week in the City of Hyattsville

Suggested Action:

I move that the Mayor and Council recognize the week of October 19-23, 2020 as Economic Development Week in the City of Hyattsville.

Summary Background:

Economic Development Week is an annual opportunity to join other communities in recognizing the importance of investments and partnerships that further economic development across the State of Maryland.

Next Steps:

The Community & Economic Development Department has various items planned for Economic Development Week, including business highlights and a roundtable discussion with local businesses.

Fiscal Impact:

N/A

City Administrator Comments:

Recommend adoption.

Community Engagement:

CED has worked with the Communications Department to promote all City efforts related to Economic Development Week.

Strategic Goals:

Goal 2 - Ensure the Long-Term Economic Viability of the City

Legal Review Required?

N/A

CITY OF HYATTSVILLE

PROCLAMATION

RECOGNIZING THE WEEK OF OCTOBER 19-23, 2020 AS ECONOMIC DEVELOPMENT WEEK IN THE CITY OF HYATTSVILLE

This proclamation recognizes the week of October 19 – 23, 2020, as Economic Development Week in the City of Hyattsville. Economic Development Week is an annual opportunity to join other communities in recognizing the importance of investments and partnerships that further economic development across the State of Maryland.

WHEREAS, the economic growth and stability of the State affects all regions and jurisdictions of Maryland; and

WHEREAS, the City of Hyattsville is a vital component of Maryland's economic success; and

WHEREAS, the City of Hyattsville's Department of Community and Economic Development is an active member of the Maryland Economic Development Association (MEDA), a non-profit organization that promotes economic development as an investment in Maryland and Marylanders; and

WHEREAS, MEDA members promote the economic well-being of Maryland by working to improve the state's business climate and the professionalism of those working in the field of economic development in the State; and

WHEREAS, the City's Department of Community and Economic Development shall highlight a number of Hyattsville's successful development and revitalization efforts during the week of October 19 – 23, 2020;

NOW, THEREFORE BE IT RESOLVED, that our City Council hereby proclaims the week of October 19 – 23, 2020, to be Economic Development Week in the City of Hyattsville, in recognition of the importance of economic development as it creates new opportunities and transforms lives.

Candace B. Hollingsworth

Mayor, City of Hyattsville

October 5, 2020





City of Hyattsville

Hyattsville Municipal Bldg
4310 Gallatin Street, 3rd Flr
Hyattsville, MD 20781
(301) 985-5000
www.hyattsville.org

Agenda Item Report

File #: HCC-88-FY21

10/5/2020

8.a)

Submitted by: Sean Corcoran
Submitting Department: City Clerk
Agenda Section: Appointment

Item Title:

Appointment to the Board of Supervisors of Elections

Suggested Action:

I move that the Mayor, with Council approval appoint Zachary Peters (Ward 2) to the Hyattsville Board of Supervisors of Elections for a term to expire on January 9, 2023.

Summary Background:

See attached application. The appointment will fill the remainder of the term for retiring Board member, Andrea Ross. Ms. Ross moved out of the City earlier this year.

Next Steps:

Upon appointment, the Board will be at capacity and shall prepare for City elections.

Fiscal Impact:

N/A

City Administrator Comments:

Recommend support

Community Engagement:

Agendas for the Board of Supervisors of Elections meetings will be posted on the City's website. Meetings are open to the public and all are encouraged to attend.

Strategic Goals:

Goal 1 - Ensure Transparent and Accessible Governance

Legal Review Required?

N/A

Board, Committee and Commission Application

Profile

Zachary

First Name

Peters

Last Name

[Redacted]

Email Address

[Redacted]

Street Address

[Redacted]

Suite or Apt

[Redacted]

City

[Redacted]

State

[Redacted]

Postal Code

To find your City Ward, click on this link! <http://www.hyattsville.org/538/Residency-Verification-Page>

*

Ward 2

[Redacted]

Primary Phone

[Redacted]

Alternate Phone

Which Boards would you like to apply for?

Board of Supervisors of Elections: Submitted

Referred By:

Greta Mosher and Anne Frankle

Please provide a brief background statement including why you want to serve on a committee. This statement may be posted on the City's website.

My name is Zach Peters, and my partner Whitney and I have lived in Hyattsville since June 2016. Professionally, I am a public health analyst, and I currently work for the Defense Health Agency to monitor and research mental health concerns and disorders in the US military. Personally, I love Hyattsville and feel very lucky and proud to be a part of such a diverse, vibrant, passionate, and kind community. It takes a robust and trustworthy public infrastructure to ensure that Hyattsville continues to grow and thrive, which includes fair and representative elections. I want to serve on the Board of Supervisors of Elections to ensure faith in our election process, to enhance its reach among the Hyattsville electorate, and to continue to meet my neighbors through service to this community.

Question applies to Board of Supervisors of Elections

Do you have experience working in elections?

I do not have specific experience working with elections, but have served on the board of other community organizations (Wyoming AIDS Walk) and student organizations. I am eager to get involved, am invested in this community, and will do what it takes to get up to speed on the state of elections in Hyattsville and potential innovations and avenues to pursue in future elections.

Question applies to Board of Supervisors of Elections

What specifically interests you in the election process?

I am a public health professional, and I have dedicated my career (and life) to connecting people to the resources they need, studying the best ways to deliver services, and thinking of ways to promote and preserve the health of populations. But health is connected to so many other fundamental needs...housing, education, economic opportunity, social supports. Our elected officials are tasked with promoting, preserving, and improving all of these areas, and through our elections, we give residents the ability to help shape their community to fit their needs. We want all voices heard for this process to fully succeed in meeting the community's needs, and I hope to help the elections board maintain the integrity of the voting process while expanding its reach to all residents in the community.

Question applies to Board of Supervisors of Elections

Are you a registered voter in the City of Hyattsville

Yes



City of Hyattsville

Hyattsville Municipal Bldg
4310 Gallatin Street, 3rd Flr
Hyattsville, MD 20781
(301) 985-5000
www.hyattsville.org

Agenda Item Report

File #: HCC-87-FY21

10/5/2020

9.a)

Submitted by: Hal Metzler
Submitting Department: Public Works
Agenda Section: Consent

Item Title:
Road Salt Contract Rider Extension

Suggested Action:

I move that the Mayor and Council authorize the City Administrator to accept the contract extension to Montgomery County Contract IFB#1088536, which has been extended until October 1, 2021 by Montgomery County Amendment #2 signed on July 27th, 2020. I further move the Council authorize an expenditure not to exceed \$35,000 for the purchase of rock salt for FY21.

Summary Background:

On October 21, 2019 the Council approved motion HCC-105-FY20 for the City administrator in enter into a rider agreement on Montgomery County IFB#1088536 with Eastern Salt Company. On July 27, 2020 Montgomery County issued Amendment #2 on July 27, 2020 extending the contract until October 1, 2021. This motion extends the City's rider to the same expiration date.

Next Steps:

Issue a PO for FY21.

Fiscal Impact:

NTE \$35,000

City Administrator Comment:

Recommend approval

Community Engagement:

N/A

Strategic Goals:

Goal 3 - Promote a Safe and Vibrant Community

Legal Review Required?

N/A

Eastern Salt Company, Inc.
134 Middle Street
Lowell, MA 01852

Contract No. 1088536
Amendment No. 2

This amendment is between Montgomery, County, Maryland (County) and Eastern Salt Company Inc.(vendor).

Background

1. The parties entered into Contract No. 1088536 on October 2, 2018.
2. The present contract expiration date October 1, 2020.
3. The purpose of the contract is to purchase road deicing salt.
4. The contract authorizes an extension of the contract term, at the option of the County.
5. The purpose of this amendment is to extend the contract term and amend the Mid-Atlantic Purchasing Team Rider Clause as provided for under the contract.

CHANGES

1. The contract term is extended through October 1, 2021 as permitted by the contract.
2. The Mid-Atlantic Purchasing Team Rider Clause is replaced with the attached revised Mid-Atlantic Purchasing Team Rider Clause to this Amendment, Attachment A to Amendment #2.

EFFECT

1. Existing contract provisions remain in effect unless specifically changed by this amendment.
2. This amendment is entered into prior to the expiration date.
3. This amendment is entered into, on the date of signature by the Director, Office of Procurement.
4. No goods or services are to be provided pursuant to this amendment until the Director, Office of Procurement signs it.

THE OFFICE OF THE COUNTY ATTORNEY HAS APPROVED THIS FORM AS TO FORM AND LEGALITY.

SIGNATURES

Eastern Salt Company Inc.

Shelagh E. Mahoney
(Corporate Vendor's Signature)

Shelagh E. Mahoney

Typed
President

Title

July 28, 2020

Date

MONTGOMERY COUNTY, MARYLAND

By: _____
Avinash G. Shetty, Director Office of
Procurement

Date: _____

RECOMMENDED:

By: _____
Richard C. Dorsey Jr., Chief
Division of Highway Services
Department of Transportation

Date: _____

Approved as to Form and ~~Legality~~ by the
Office of the County Attorney

By: Quinta R. Burdette
Paralegal

Date: July 27, 2020



City of Hyattsville

Hyattsville Municipal Bldg
4310 Gallatin Street, 3rd Flr
Hyattsville, MD 20781
(301) 985-5000
www.hyattsville.org

Agenda Item Report

File #: HCC-94-FY21

10/5/2020

10.a)

Submitted by: Candace B. Hollingsworth
Submitting Department: Legislative
Agenda Section: Discussion

Item Title:

Removing Unjust Penalties in the Municipal Charter and Code - Imprisonment

Suggested Action:

I move that the Mayor and Council direct the City Attorney to remove all existing references to imprisonment or jail as a penalty for violations of the municipal charter and code.

Summary Background:

The City of Hyattsville Charter and Code contains twelve (12) sections where imprisonment is an authorized penalty for violations of the stated code.

These include violations of codes governing:

- Absentee Voting
- Altering/Tampering with Code
- Cable Franchise (Operation without a Franchise)
- Election Misconduct
- Metered Parking (Tampering with Equipment)
- Noncompliance with Stop Orders
- Peddling/Door-to-Door Soliciting
- Personnel Manual
- Rental Licenses (Authorizing Occupation without License)
- Secondhand Property Dealers
- Unauthorized Use of City Logo and Seals

Imprisonment is an inappropriately harsh penalty for these violations and should be removed from the municipal code.

Next Steps:

Upon Council approval, the City will proceed with review and update of the Charter/Code. The changes will come back to Council in the form of ordinances (or one aggregate ordinance) for discussion and adoption.

Fiscal Impact:

Legal fees.

City Administrator Comments:

Click or tap here to enter text.

Community Engagement:

The updated City Charter and Code will be posted on the City's website.

Strategic Goals:

Goal 3 - Promote a Safe and Vibrant Community

Legal Review Required?

Pending



City of Hyattsville

Hyattsville Municipal Bldg
4310 Gallatin Street, 3rd Flr
Hyattsville, MD 20781
(301) 985-5000
www.hyattsville.org

Agenda Item Report

File #: HCC-95-FY21

10/5/2020

12.a)

Submitted by: Sean Corcoran
Submitting Department: City Clerk
Agenda Section: Community Notices and Meetings

Item Title:
Main City Calendar October 6 - October 19, 2020

Suggested Action:
N/A

Summary Background:
N/A

Next Steps:
N/A

Fiscal Impact:
N/A

City Administrator Comments:
N/A

Community Engagement:
N/A

Strategic Goals:
Goal 1 - Ensure Transparent and Accessible Governance

Legal Review Required?
N/A

City Calendar: October 6 – October 19, 2020

City Council meetings will continue as scheduled and will be accessible to the public through web stream and cable. Public comment will be accepted electronically, and participants can join the virtual meeting after registration. For more information visit: hyattsville.org/meetings

Board of Supervisors of Elections Meeting

Tuesday, October 6th, 4:00 PM (Virtual Meeting)

Hyattsville Environment Committee Meeting

Tuesday, October 13th, 7:00 PM (Virtual Meeting)

Education Facilities Task Force Meeting

Thursday, October 15th, 7:00 PM (Virtual Meeting)

City Council Meeting

Monday, October 19th, 8:00 PM (Virtual Meeting)

All events scheduled for October 19, 2020 and beyond may still be subject to cancellation due to the COVID-19 emergency. For updated details on meetings and events, visit hyattsville.org

The following weekly program offerings and City events are canceled through Monday, October 19, 2020:

- Teen Tutoring and Mentoring
- Ageless Grace Exercise Classes
- Community Yoga
- Senior Bus Trips
- Police Ride-Alongs
- Invasive Plant Removals

The following services will be suspended or limited through Monday, October 19, 2020:

- Notary and Fingerprint Services
- Licensing and Permitting
- Call-a-Bus for Seniors Transportation Services will continue for essential trips only such as medical appointments and grocery store trips.

The following services and activities will continue as scheduled:

- Police patrols and emergency response
- Solid waste, recycling, and compost collections
- Parking enforcement
- Bulk Trash Pickup (*by appointment only.*)



City of Hyattsville

Hyattsville Municipal Bldg
4310 Gallatin Street, 3rd Flr
Hyattsville, MD 20781
(301) 985-5000
www.hyattsville.org

Agenda Item Report

File #: HCC-93-FY21

10/5/2020

13.a)

Submitted by: Kate Powers

Submitting Department: Community & Economic Development

Agenda Section: Discussion

Item Title:

Affordable Housing Council Workshop #1

Suggested Action:

I move that the Mayor and Council participate in the first of a two-part remote workshop with Enterprise Community Partners to identify the goals and priorities of the City's Affordable Housing Strategy.

Summary Background:

In August 2019, the City contracted Enterprise Community Partners, Inc. to develop an affordable housing strategy for the City of Hyattsville. Enterprise Community Partners, whose mission is to create opportunity for low- and moderate-income people through affordable housing, divided their scope of work into two complementary phases.

Phase 1 included the completion of a baseline conditions analysis and concluded in July 2020. Enterprise Community Partners is currently working through Phase 2 of this project, which will focus on the development of a Housing Action Agenda for the City.

To complete Phase 2, the Enterprise Team will facilitate a two-part remote workshop with Hyattsville City Council. The first of the two-part workshop is scheduled for the October 5th City Council meeting and aims to gather input and build consensus on a short list of priority housing needs and goals for the City.

Next Steps:

Following this workshop, the Enterprise Community Partners team will use Council member input, along with additional data, to identify and prioritize affordable housing tools.

A second workshop will be scheduled later in the fall which will focus on discussing the costs and benefits of the selected housing tools relative to priority needs and objectives.

Fiscal Impact:

N/A

City Administrator Comments:

TBD

Community Engagement:

The objective of this workshop is for the Enterprise Community Partners team to gather input from City Council members. Enterprise conducted community outreach activities, including a public forum, during Phase 1.

Strategic Goals:

Goal 1 - Ensure Transparent and Accessible Governance

Legal Review Required?

N/A

HOUSING ACTION AGENDA

CITY OF HYATTSVILLE | CITY COUNCIL WORKSHOP PART 1
MONDAY, OCTOBER 5, 2020

TONIGHT'S WORKSHOP

PURPOSE

Agree on up to four (4) priority housing needs or issues affecting Hyattsville residents.

Define the communitywide outcomes to achieve when addressing these priority needs.



TONIGHT'S WORKSHOP

OVERVIEW


1. Presentation:

Stakeholder priorities, local needs,
and proposed action areas

2. Two-part large-group discussion:

Part 1: Prioritizing needs

Part 2: Defining strategic priorities



WHAT IS HYATTSVILLE'S HOUSING ACTION AGENDA?

Hyattsville's **Housing Action Agenda** will result in greater awareness of housing needs among residents and local tools to meet these needs.

Phase 1

KEY TASKS:

- Stakeholder interviews
- Baseline conditions analysis
- Housing ecosystem assessment
- Action areas & case studies of potential solutions

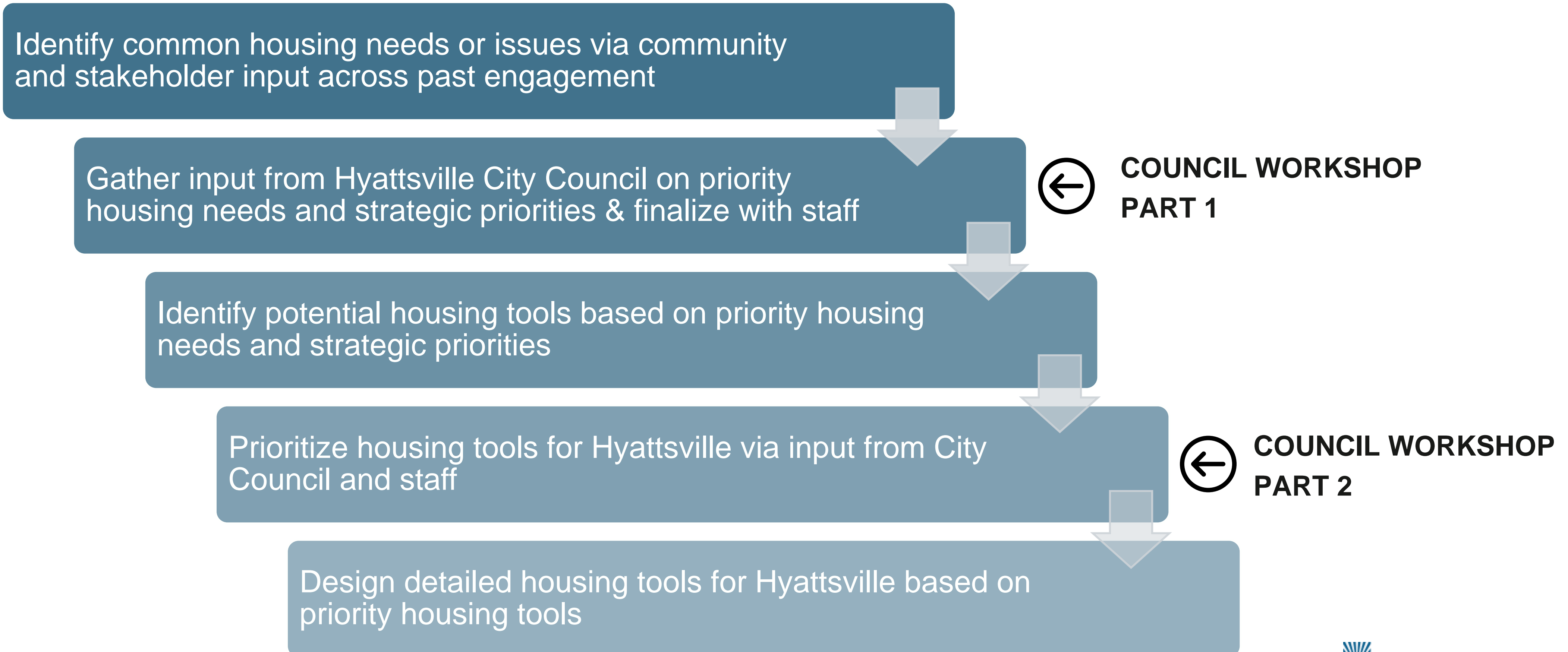
Phase 2

KEY TASKS:

- Priority action areas and related tools
- Development of Housing Action Agenda
- Creation of tools for use in Hyattsville
- Alignment with capacity & metrics

PROJECT OVERVIEW

TONIGHT'S WORKSHOP IN PROJECT CONTEXT



PRESENTATION: STAKEHOLDER PRIORITIES, LOCAL NEEDS, AND ACTION AREAS

SUMMARY OF KEY FINDINGS

Hyattsville is a **growing community**, with a strong outlook for future development. The results from the baseline conditions analysis suggest the following four findings that could shape a housing strategy for Hyattsville:

1. Need for more types of homes, based on demographic changes
2. Changing market conditions, namely shifting tenure and higher cost housing
3. Need for more housing affordability
4. Need for improved housing quality

SUMMARY OF HYATTSVILLE'S HOUSING ECOSYSTEM

1. The City has a limited housing toolbox at its disposal.
2. Few developers have been successful in using existing county and state housing tools for affordable and market-rate development in Hyattsville.
3. Both the County and State have a range of housing programs, policies, and financing mechanisms that can be used to address housing needs.



HOUSING TERM TO KNOW: HOUSING ECOSYSTEM

A housing ecosystem refers to the interconnected nature of a community's or region's housing market.

SUMMARY OF POTENTIAL ACTION AREAS

What actions could leaders in Hyattsville take to address the needs identified?

- Increase and preserve affordable, accessible housing options.
- Prevent involuntary displacement and stabilize neighborhoods.
- Preserve and expand existing affordable home ownership.
- Ensure that internal policies and practices advance equity.

SUMMARY OF STAKEHOLDER PRIORITIES

IDENTIFYING STAKEHOLDER-INFORMED PRIORITIES

Through a review and synthesis of community and stakeholder input collected in recent local and state planning efforts, a common set of housing needs and issues were identified.

MATERIALS REVIEWED

Hyattsville Housing Action Agenda: Phase 1 Stakeholder Engagement (2020)

Hyattsville Housing Action Agenda: Phase 1 Community Forum (2020)

Hyattsville Resident Satisfaction Survey (2018)

Speak HVL: The 2017-2021 Community Sustainability Plan (2017)

Housing Opportunity for All (2019)

Prince George's County 2021-2025 Consolidated Plan (2020)

Maryland Housing Needs Assessment (forthcoming)

STAKEHOLDER PRIORITIES: HOUSING AFFORDABILITY

- Rental units affordable to lower incomes
- Property tax burden, especially for long-time homeowners and those on fixed incomes
- Gap in homeownership rate between white households and households of color

Please consult your memo for a full description of each priority.

STAKEHOLDER PRIORITIES: HOUSING TYPE & QUALITY

- Units for seniors
- Units with more accessibility features
- Larger units (with 2+ bedrooms)
- Housing repair & rehabilitation
- Vacant, blighted, or foreclosed homes

Please consult your memo for a full description of each priority.

STAKEHOLDER PRIORITIES: BUILDING HOUSING

- Loss of eligibility for use of federal Community Development Block Grant
- Clear, consistent regulatory environment for development
- Better connecting development and community goals

Please consult your memo for a full description of each priority.

STAKEHOLDER PRIORITIES, LOCAL NEEDS,
AND ACTION AREAS

STAKEHOLDER PRIORITIES:

RELATIONSHIP TO PHASE 1 DATA FINDINGS

| Stakeholder priority | Need for more types of homes | Changing market conditions | Need for more housing affordability | Need for improved housing quality |
|--|------------------------------|----------------------------|-------------------------------------|-----------------------------------|
| Rental units affordable to lower incomes | | ■ | ■ | |
| Property tax burden on long-time homeowners | | ■ | ■ | |
| Closing the gap in homeownership rate | | | ■ | |
| Housing options for seniors | ■ | | | |
| More units with accessibility features | ■ | | | |
| Rental units with more than 2 bedrooms | ■ | | | |
| Support for housing repair and rehabilitation | | | | ■ |
| Remediating blight, foreclosed and abandoned homes | | | | ■ |
| Loss of CDBG eligibility | | ■ | | |
| Clear, consistent and predictable regulatory environment | | | ■ | |
| Better connecting development and community goals | ■ | ■ | ■ | ■ |

STAKEHOLDER PRIORITIES, LOCAL NEEDS,
AND ACTION AREAS

STAKEHOLDER PRIORITIES: RELATIONSHIP TO PHASE 1 ACTION AREAS

| | Stakeholder priority | | | |
|--|--|--|--|--|
| | Increase and preserve affordable, accessible housing options | Prevent involuntary displacement and stabilize neighborhoods | Preserve and expand existing affordable home ownership | Ensure that internal policies and practices advance equity |
| Rental units affordable to lower incomes | ■ | ■ | | |
| Property tax burden on long-time homeowners | | ■ | ■ | |
| Closing the gap in homeownership rate | | | ■ | ■ |
| Housing options for seniors | ■ | ■ | | |
| More units with accessibility features | ■ | | | ■ |
| Rental units with more than 2 bedrooms | ■ | | | ■ |
| Support for housing repair and rehabilitation | | ■ | ■ | |
| Remediating blight, foreclosed and abandoned homes | | ■ | | |
| Loss of CDBG eligibility | | ■ | | |
| Clear, consistent and predictable regulatory environment | ■ | | ■ | |
| Better connecting development and community goals | ■ | | ■ | ■ |

LARGE-GROUP DISCUSSION: PART 1


PRIORITIZING NEEDS

DISCUSSION PURPOSE

PURPOSE:

- Agree on the **primary** criterion for prioritizing housing needs or issues
- Generate a list of up to **four (4) priority housing needs or issues** (informed by community/stakeholder and City Council and staff input and data analysis)

DISCUSSION FORMAT



AGREE ON THE PRIMARY CRITERION FOR PRIORITIZATION.

This criterion will provide a consistent way to prioritize housing needs and issues.



PRIORITIZE INITIAL HOUSING NEEDS & ISSUES VIA FLASH POLL.



DISCUSS & BUILD CONSENSUS ON PRIORITY HOUSING NEEDS.

These priorities will inform the tool identification and design for the remainder of this project.

PRIMARY CRITERION FOR PRIORITIZING NEEDS

CRITERIA PROVIDES GUIDELINES FOR MAKING DECISIONS.

Tonight, we'll identify one main criterion to guide prioritization of housing needs and issues and use this criterion as part of our next flash poll.

COMMON CRITERIA:

- Highest impact/urgency
- Most pressing (issue frequency)
- Readiness of community to recognize and address the issue
- Alignment with existing policy priorities
- Direct influence (i.e., ability of City to solve directly)

FLASH POLL PRIMARY CRITERION



What is the main criterion to prioritize housing needs or issues in Hyattsville?

GO TO: www.menti.com

ENTER CODE: 11 43 46 3

**Direct link to poll is in the Chat box.*

FLASH POLL INITIAL PRIORITIES



What are the top four housing needs or issues that the City of Hyattsville should tackle in the next 10 years?

GO TO: www.menti.com

ENTER CODE: 11 43 46 3

**Direct link to poll is in the Chat box.*

LARGE-GROUP DISCUSSION: PART 2 DEFINING STRATEGIC PRIORITIES

DISCUSSION PURPOSE

PURPOSE:

- Define the strategic priority (specific, realizable goal) for each priority housing need or issue identified in the first part of this discussion

WHAT IS A STRATEGIC PRIORITY?

A STRATEGIC PRIORITY IS...

- A specific, realizable goal clearly linked to a shared vision
- A milestone to reach soon
- Capable of spurring commitment and collaboration
- Observable

WHAT IS THE S.M.A.R.T. FRAMEWORK?

S **SPECIFIC**
Describes the end result in a way that is observable.

M **MEASURABLE**
Defines the end result in a way that can be evaluated (quantity, quality, frequency).

A **ACHIEVABLE**
Considers if capacity, resources, and support exist to effectively realize the end result.

R **REALISTIC**
Relates the end result to the “why” (i.e., “should it be done & why?”)

T **TIMEBOUND**
Defines when the end result will be done, along with interim milestones when applicable.

WHAT IS AN EXAMPLE OF A S.M.A.R.T. STRATEGIC PRIORITY?

EXAMPLE

By mid-1995, 80 percent of our managers will be trained in facilitating dialogue.

EXAMPLE

Within 18 months, our community relations efforts will have led a 30 percent increase in mutually profitable local joint ventures.

LARGE-GROUP DISCUSSION

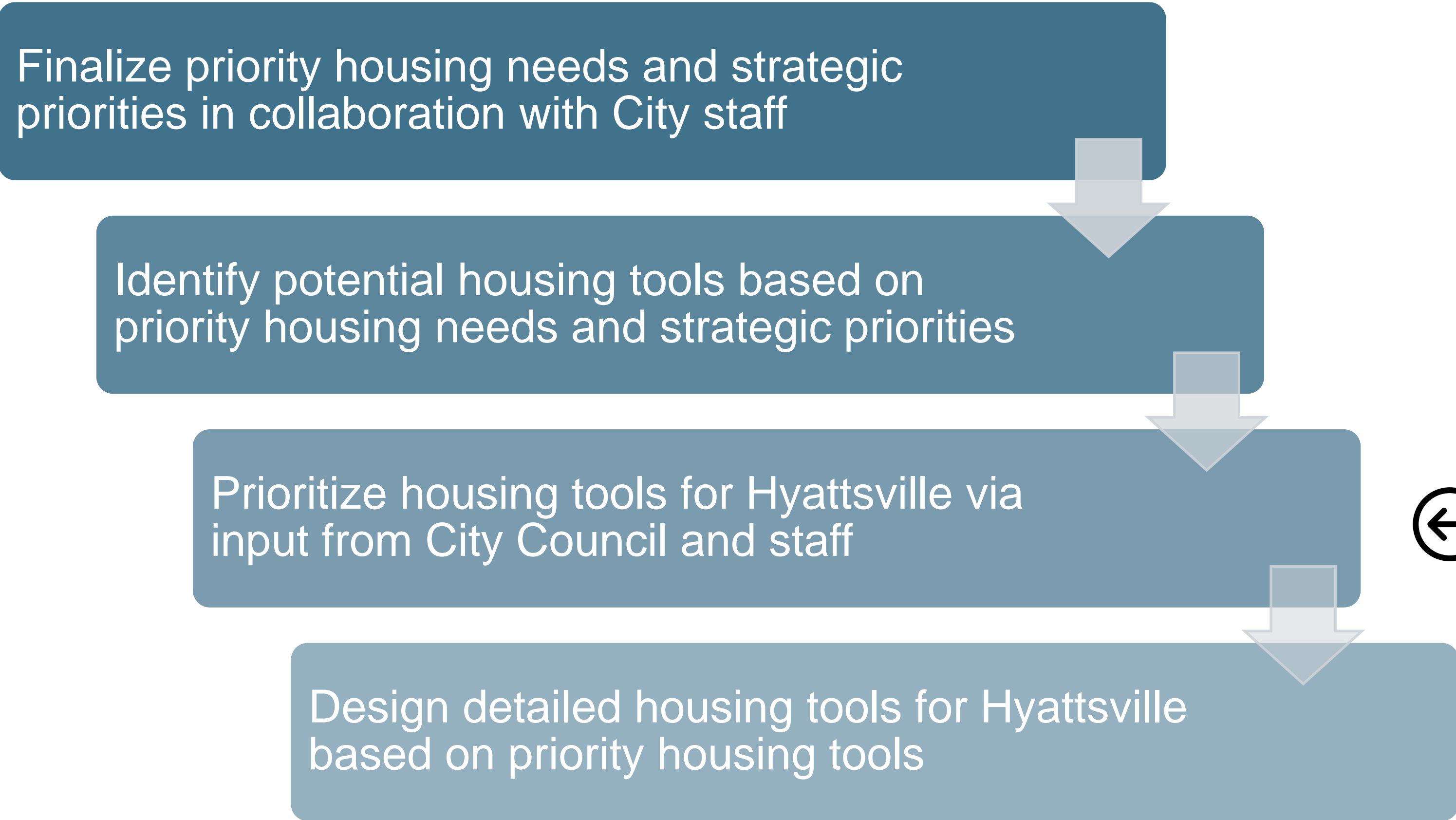


In 10 years,
how would we know that
the City of Hyattsville was
successful in addressing
[priority need]?

WRAP-UP & NEXT STEPS

NEXT STEPS

WRAP-UP & NEXT STEPS



**COUNCIL WORKSHOP
PART 2**

THANK YOU!

MEMO

Date: September 30, 2020
To: Hyattsville City Council
From: Enterprise Advisors
Re: Stakeholder-informed priorities: Housing needs in Hyattsville

Key findings

- Three broad categories of stakeholder-informed priorities emerged across input collected as part of seven (7) recent local and state planning efforts: 1) housing affordability; 2) housing type and quality; and 3) building housing (resources/development processes).
- Within these three broad categories, 12 specific stakeholder-informed priorities were identified to inform prioritization of housing needs in the City of Hyattsville.
- The identified stakeholder priorities generally align with the baseline conditions analysis and action areas identified as part of the first phase to produce a Housing Action Agenda for the City of Hyattsville.

Background

This memo summarizes stakeholder priorities about housing needs and challenges relevant to the City of Hyattsville. It provides a way to understand what housing needs or issues matter to community members, stakeholders, and leaders in the city.

This information will inform the prioritization of housing needs at the first of two City Council workshops held during the second and final phase to produce a Housing Action Agenda for the City of Hyattsville. Figure 1 below outlines this process in greater detail.

Figure 1. Hyattsville Housing Action Agenda: Phase 2 Overview



Method

The stakeholder priorities were identified through a content analysis of input from community members; stakeholders; City Council; and City staff collected as part of seven (7) recent local and state planning efforts. It was conducted by reviewing materials and identifying the frequency and associated sentiment of comments. This approach leverages past engagement conducted for the City of Hyattsville's Housing Action Agenda and other related projects to inform these conversations and elevate community voice in them.

It should be noted that the materials analyzed vary from broad community-based planning efforts to individual interviews with stakeholders with direct experience with housing issues in Hyattsville and Prince George's County. In this analysis, individual views, along with broader communitywide ones, were synthesized into a common set of priorities. While some studies, such as the Resident Satisfaction Survey aimed for a representative sample of the city, other efforts gathered input based on subject-matter expertise or interest.

The materials from the following planning efforts were included in the content analysis:

- Hyattsville Housing Action Agenda: Phase 1 Stakeholder Engagement (2020)
- Hyattsville Housing Action Agenda: Phase 1 Community Forum (2020)
- Hyattsville Resident Satisfaction Survey (2018)
- *Speak HVL: The 2017-2021 Community Sustainability Plan* (2017)
- *Housing Opportunity for All* (2019)
- Prince George's County 2021-2025 Consolidated Plan (2020)
- Maryland Housing Needs Assessment (forthcoming)

Stakeholder-informed priorities: Housing needs and issues

Three broad categories of stakeholder-informed priorities emerged across input collected as part of seven (7) recent local and state planning efforts: 1) housing affordability; 2) housing type and quality; and 3) building housing (resources/development processes).

Stakeholder Priority: Housing affordability

- 1) **Rental units affordable to lower income households** – Multiple stakeholders pointed to the challenge of rents (and development costs) outpacing wages or fixed incomes, leading to a risk of displacement of residents with lower or fixed incomes. Overcrowding (including families who are doubled up) and homelessness were also mentioned as related issues to limited rental affordability.
- 2) **Property tax burden on homeowners** – Residents expressed difficulty keeping up with increases in assessed values and property taxes over time. Some highlighted increased property taxes as a displacement risk for seniors and people living on fixed incomes.
- 3) **Gap in homeownership rates between white households and households of color** – Stakeholders shared difficulties with credit and lending for residents of color seeking homeownership opportunities. Economic segregation caused by limited homeownership in the City of Hyattsville and Washington, DC region was

mentioned as a related issue. Some stakeholders also pointed out that the impacts of job and income losses caused by the COVID-19 pandemic are likely to exacerbate existing disparities.

Stakeholder priority: Housing Type & Quality

- 4) **Housing options for seniors** – A common need cited by stakeholders was the need to accommodate Hyattsville’s senior population, especially housing that is sized and priced to align with seniors’ needs and incomes. Stakeholders indicated that many seniors have the desire to downsize as they age but do not have good options for doing so while remaining in Hyattsville.
- 5) **Units with accessibility features** – Stakeholders expressed a need for more units with accessibility features: chair lifts, grab bars, roll-in showers, and other features that enable people with physical disabilities and mobility challenges, including seniors, to live comfortably and safely.
- 6) **Larger rental units (2+ bedrooms)** – Stakeholders indicated that much of the new units being constructed have 2 or fewer bedrooms, resulting in fewer options for larger families.
- 7) **Housing repair and rehabilitation** – Stakeholders shared a high demand for funding for home repairs and rehabilitation, both to improve accessibility features and for general maintenance (e.g., new roofs and furnaces). Even though local and state resources are available, homeowners may not use available resources due to how they are structured (i.e., loan).
- 8) **Blight, foreclosed, and abandoned homes** – Stakeholders expressed the need to address blight through demolition or redevelopment where appropriate and use proactive (rather than complaint-driven) code enforcement as a tool to encourage adequate property maintenance.

Stakeholder priority: Building housing (resources/development processes)

- 9) **Potential loss of federal Community Development Block Grant (CDBG) eligibility** – Hyattsville’s single CDBG-eligible census tract is expected to become ineligible based on figures from the 2020 Census, depriving the City of a valuable and flexible resource for addressing local housing needs.
- 10) **Clear, consistent regulatory environment** - Stakeholders spoke to the difficulty residential development in Prince George’s County relative to other local jurisdictions. Lack of clarity, consistency, and predictability of the process, fees and requirements imposed (such as when a zoning variance might be required) were cited as barriers to development and/or achieving the County’s housing goals. Stakeholders pointed to a need for the City to engage the County, both through legislative advocacy through council representation and direct advocacy of County departments to improve the enabling environment for housing development that aligns with the City’s housing priorities (once defined).

- 11) Better connecting development and community goals** – Stakeholders expressed a need to better link commercial and housing development goals to community goals, such as increased housing affordability. This included perceptions of increasing community opposition over time to some development projects where community members did not feel the development was aligned with the community’s vision and goals.

Relationship of stakeholder-priority housing needs and Phase 1 findings

Table 1 in Attachment #1 shows the relationship to between the data findings from the baseline conditions analysis and illustrative action areas completed for Hyattsville’s Housing Action Agenda. The identified stakeholder priorities generally align with the baseline conditions analysis and action areas identified as part of the first phase to produce a Housing Action Agenda for the City of Hyattsville. For a full summary of findings from Phase 1, see Attachment #2.

Attachments:

- Attachment #1: Table 1. Relationship to Phase 1 findings
- Attachment #2: Hyattsville Housing Action Agenda: Phase 1 report

Attachment #1. Table 1. Relationship to Phase 1 findings

| Stakeholder priority | Baseline conditions finding | | | | Potential action areas | | | |
|--|------------------------------|----------------------------|-------------------------------------|-----------------------------------|--|--|--|--|
| | Need for more types of homes | Changing market conditions | Need for more housing affordability | Need for improved housing quality | Increase and preserve affordable, accessible housing options | Prevent involuntary displacement and stabilize neighborhoods | Preserve and expand existing affordable home ownership | Ensure that internal policies and practices advance equity |
| Rental units affordable to lower incomes | | ■ | ■ | | ■ | ■ | | |
| Property tax burden on long-time homeowners | | ■ | ■ | | | | ■ | ■ |
| Closing the gap in homeownership rate | | | ■ | | | | ■ | ■ |
| Housing options for seniors | ■ | | | | ■ | ■ | | |
| More units with accessibility features | ■ | | | | ■ | | | ■ |
| Rental units with more than 2 bedrooms | ■ | | | | ■ | | | ■ |
| Support for housing repair and rehabilitation | | | | ■ | | ■ | ■ | |
| Remediating blight, foreclosed and abandoned homes | | | | ■ | | ■ | | |
| Loss of CDBG eligibility | | ■ | | | | ■ | | |
| Clear, consistent and predictable regulatory environment | | | ■ | | ■ | | ■ | |
| Better connecting development and community goals | ■ | ■ | ■ | ■ | ■ | ■ | ■ | ■ |

Attachment #2. Hyattsville Housing Action Agenda: Phase 1 Report

Housing Action Agenda

Phase 1 Summary Report | Hyattsville, MD

Prepared by Enterprise Advisors
Enterprise Community Partners, Inc.

Contents

| | |
|--|----|
| Section 1: Executive summary | 2 |
| Section 2: What did we hear from local and regional stakeholders? | 6 |
| Section 3: What are the key housing needs and market conditions affecting residents in Hyattsville?..... | 9 |
| Section 4: What housing and community development tools are available in Hyattsville? | 16 |
| Section 5: What actions can leaders in Hyattsville take to address housing needs? | 21 |

About this report

This report was developed as part of a two-phased process to develop the City of Hyattsville’s Housing Action Agenda. This report summarizes all the tasks completed in Phase 1 from January to June 2020: 1) baseline conditions analysis; 2) housing ecosystem assessment; 3) stakeholder and community engagement; and 4) action area and case study development. This work provides the basis for Phase 2.

Section 1: Executive summary

What is Hyattsville’s Housing Action Agenda?

The City of Hyattsville’s Housing Action Agenda, once complete later in 2020, will build the city’s toolbox to meet residents’ housing needs, now and in the future. It aims to build greater awareness of housing needs among residents living in Hyattsville and equip the city—elected leaders, municipal staff, community members, and partners—with the tools to address these needs over time.

KEY TERMS

For a glossary of housing terms used in this report, see Appendix A.

Housing has been part of past and ongoing local conversations about community sustainability, resident satisfaction, race and equity, and age-friendliness. Efforts such as *SpeakUp HLV*, the city’s *Race and Equity Plan*, and the *Action Plan to Increase Age Friendliness* have elevated the importance of the following housing issues:

- Increased housing affordability
- More diversity in housing types
- Improved code enforcement
- Creation of high-density, mixed-use development in key locations
- Home modifications and accessibility improvements
- Removal of racially restrictive covenants
- Housing rights and equity education for homeowners, tenants, and landlords

The analysis of housing needs and market conditions and stakeholder input collected for this report further reinforces these needs and identifies new ones.

Development of the City of Hyattsville’s Housing Action Agenda is happening within broader conversations about housing affordability at the county-level and in the Washington, DC Metropolitan region:

- Prince George’s County, led by the Department of Housing and Community Development Department, undertook a similar effort from 2017 to 2019 and has been actively implementing actions from *Housing Opportunity for All*,¹ its comprehensive housing strategy. This implementation includes examining a dedicated funding source for its Housing Investment Trust Fund; conducting a feasibility study of inclusionary zoning; strengthening its right-of-first refusal policy; and exploring creation of a landbank.
- In 2019, the Metropolitan Washington Council of Governments (MWCOC), made up of officials from the District of Columbia, Maryland, and Virginia including from Prince George’s County and Hyattsville, adopted three regional housing targets, agreeing to collaboratively address housing affordability regionwide.² The regional affordability target is for at least 75 percent of new housing to be affordable to low- and middle- income

¹ Full document available at www.princegeorgescountymd.gov/DocumentCenter/View/26486/CHS---Housing-Opportunity-for-All-with-appendices---FINAL-updated-8-5-19.

² Under the direction of the COG Board of Directors, local housing and planning directors and COG staff spent a year studying what it would take to increase the area’s housing supply to accommodate the region’s growing workforce. Their findings have been distilled into three regional aspirational housing targets focused on the Amount, Accessibility, and Affordability of additional units.

STAKEHOLDER INPUT IN PHASE 1

The Enterprise project team (project team), in collaboration with City of Hyattsville Community and Economic Development staff, convened stakeholders for interviews to gather information at the start of Phase 1.

Who was interviewed?

Stakeholders like elected leaders, community stakeholders, and developers were interviewed to better understand the city's vision and objectives for housing, market conditions, and barriers to accessing safe, affordable housing.

The project team also met with nonprofit developers and service providers serving the community. These stakeholders provided unique perspectives on the challenges in providing, developing, and maintaining affordable housing.

A full list of interviewees and key themes from the interviews can be found in Appendix B.

How was this input used?

The project team used feedback collected through these interviews shaped the quantitative baseline conditions analysis completed in Phase 1; highlighted additional needs among Hyattsville residents; and contextualized finding using local knowledge.

households.³

Based on MWCOC targets and projected growth, Hyattsville will need to add about 340 housing units—at various price points—between 2020 and 2030 to accommodate new households. While the city's current development pipeline could absorb projected growth overall, it may not be varied enough in price and type to meet the needs of all Hyattsville residents.

What is the process to develop the city's Housing Action Agenda?

Hyattsville's Housing Action Agenda is being developed in two phases. Phase 1 involved understanding housing needs, housing market trends, and other conditions, like demographic and economic changes, through data analysis, stakeholder interviews, and assessment of available programs, policies, or resources. Phase 1 concludes with the identification of potential solutions for the City of Hyattsville.

In Phase 2, City Council will prioritize these solutions and among the priorities, the project team will develop recommendations about what those solutions could look like locally. Together, this information will become the city's Housing Action Agenda.

Why does the City of Hyattsville need to address housing affordability?

The City of Hyattsville has many assets to draw on as it addresses its residents' housing needs: transit and job access; strong development pipeline; and a diverse community, to name a few. However, the City of Hyattsville's has a limited housing toolbox at its disposal, and many stakeholders are concerned that local decisions are not representative of all Hyattsville's residents, particularly those directly

experiencing housing problems like cost-burden and overcrowding.

The City of Hyattsville has long been a diverse community with multiple racial and ethnic groups and immigrant communities represented. But who lives in Hyattsville is changing, and stakeholders interviewed during Phase 1 recognize these demographics shifts. Several City Councilmembers reported that residents in Hyattsville tend to be younger, work in professional occupations, and single.

³ The rationale for each target is available in COG's report: The Future of Housing in Greater Washington. Available at www.mwcog.org/documents/2019/09/10/the-future-of-housing-in-greater-washington/.

As of 2018, households with children and single-person households make up similar shares of the city's population (29 and 27 percent, respectively). Hispanic residents make up 40 percent of the city's population, and these residents drove much of the city's population growth between 2000 and 2018, where Hispanic residents increased by more than 4,500.⁴

Higher home values and rents, along with employment in lower-paying occupations, are creating a housing market that does not serve all residents. Housing affordability is an immediate issue for renters, low-income households, or those on a fixed income. Nine out of ten households making less than \$20,000 annually are cost-burdened, and most of these households (73 percent) are severely cost-burdened.⁵

Most homes (72 percent) in Hyattsville were built before 1980. In addition to a need for ongoing upkeep, homes built before 1978 may pose health hazards to residents living in them. In addition to cost-burdens and older homes, anecdotal reports suggest an uptick in overcrowded conditions and doubled up households and increases in property taxes among seniors.⁶

Prior to the COVID-19 pandemic, households in Hyattsville faced housing instability, such as paying more than 30 percent of their income on housing and living in overcrowded conditions or older homes that may need repairs or pose health hazards. These challenges predominantly affect households with already limited incomes. It is evident that the impact of COVID-19 is exacerbating this instability, in the short-term, and for some have long lasting impact.⁷ Many Hyattsville residents—more than one out of four (22 percent)—work in sectors that have been called “essential” such as retail or food services during the pandemic. Additionally, these industries disproportionately employ low-wage workers, which are bearing the brunt of job losses and economic instability due to COVID-19.

Comparatively, however, Hyattsville's home values and rents are not the highest in the Washington, DC region. Montgomery, Arlington, and Fairfax counties have higher median home values and rents than Hyattsville.⁸ Lower regional housing costs, coupled with assets like proximity to regional employment centers; strong transit access by Metrorail, Metro bus, and MARC; walkability; and neighborhood amenities, make Hyattsville an attractive community for those priced out of Washington, DC or nearby Maryland counties.

⁴ 2000 and 2010 U.S. Census Summary File 1; 2014–2018, American Community Survey 5-Year Estimates.

⁵ A household that pays more than 30 percent of their gross income on housing is considered “cost-burdened.” If they pay more than 50 percent of their gross income on housing, they are considered “severely cost-burdened.”

⁶ Qualitative narratives and anecdotal reports on housing conditions, such as overcrowding and other health and safety concerns, are important data sources to fill existing gaps due to limitations associated with quantitative datasets. For instance, housing problems like overcrowding are often underreported to the U.S. Census Bureau. Datasets from the federal sources, such as the Decennial Census and American Community Survey, provide some of the most reliable figures on demographic, economic, social, and housing characteristics. While datasets like the American Community Survey are updated annually, one limitation of these datasets is their data may lag on-the-ground conditions, which is important to understand in changing housing markets like Hyattsville.

⁷ Housing Hardships Reach Unprecedented Heights During the COVID-19 Pandemic, Brookings Institute, June 2020.

⁸ The median home value and gross rent in Hyattsville is \$313,500 and \$1,389, respectively. Median home value for Montgomery County, Arlington County and Fairfax County is \$476,500, \$669,400 and \$550,000, respectively. Median gross rent for Montgomery County, Arlington County and Fairfax County \$1,742, \$1,932 and \$1,851, respectively. Data from the 2014–2018, American Community Survey 5-Year Estimates.

As a result, higher-income households (those earning \$125,000 or more annually) are becoming a larger share of Hyattsville's population. The number of higher-income households grew by 63 percent between 2013 and 2018. Stakeholders suggested that existing families and young couples looking to start a family are increasingly looking to Hyattsville for more affordable homeownership options after being priced out of homeownership in DC.

What actions can local leaders take?

Local leaders can act in the following areas to respond to existing and future housing needs:

- Increase and preserve affordable, accessible housing options.
- Prevent involuntary displacement and stabilize neighborhoods.
- Preserve and expand existing affordable home ownership.
- Ensure that internal policies and practices advance equity.

Stakeholders raised two important considerations as the City of Hyattsville completes and implements strategies and tools from its Housing Action Agenda:

- **Representation in local processes and decisions:** Stakeholders, including members of City Council and the Planning Committee, reported that the most vocal residents (typically homeowners able to attend Council meetings or public hearings) in Hyattsville are not demographically representative of the broader community. Service providers reported two Title 1 schools in Hyattsville, where more than half of the students are eligible for reduced and free lunch programs, signaling a need for affordable housing. However, these groups are not represented in public meetings, voicing their concerns and experiences with housing.
- **Collaborative approaches:** Stakeholders shared a desire by the City to adopt a collaborative approach with Prince George's County in addressing housing affordability challenges. There is a desire with future development to balance the preservation of neighborhood character and support density and more rental and homeownership options.

Section 2: What did we hear from local and regional stakeholders?

The Enterprise project team, in collaboration with City of Hyattsville Community and Economic Development staff, conducted the following community engagement activities in Phase 1:

- **Interviews with City Council.** The Enterprise project team (project team), in collaboration with City of Hyattsville Community and Economic Development staff, interviewed the Mayor of Hyattsville and City Councilmembers about their vision for affordable housing in Hyattsville and what their constituents are saying about affordable housing.
- **Interviews with stakeholders.** The project team also interviewed groups that either represent people accessing affordable housing or developing affordable housing. These stakeholder interviews drew out broader community perspectives to shape the strategies used by the City to address affordable housing.
- **Community forum.** On June 9, 2020, the City of Hyattsville hosted a virtual community forum to inform residents about the process to develop the city's Housing Action Agenda and share key takeaways from the baseline conditions analysis.

Themes from interviews

The following themes emerged during the stakeholder interviews:

- During interviews with service providers severe housing conditions and housing instability were reported in the City and surrounding areas. Overcrowding is more common with individuals renting rooms in a unit with multiple related and unrelated people living together.
- Multiple barriers have a compounding effect that pushes households into substandard housing, including irregular pay because of shift fluctuations or gig-based jobs, legal status, or criminal background history.
- Service providers are seeing immigrants and recent immigrants, in particular, increasingly encounter housing instability in Hyattsville. The same service providers indicated that most students at Nicholas Orem Middle School and Northwestern High School in Hyattsville are eligible for free and reduced lunch. A service provider serving families at Nicholas Orem Middle School reported seeing an uptick since September 2019 in their food bank, operated out of their Riverdale Center in a neighboring municipality, and for housing assistance or other housing-related resources.
- During an interview with a housing provider focused on supporting persons with disabilities, it was reported that most clients are concerned about the cost of housing and finding affordable options that meet their needs. The most common challenges encountered by people with disabilities once housing is secured is accessing the space and getting in and out of the home or rooms.
- For most clients, Supplemental Security Income (SSI) is not enough to pay for a market-rate unit. Typically, SSI is 10 percent of area median income and requires a public subsidy to make the unit truly affordable. Service providers cited Parkview Manor as an example of a subsidized affordable housing with accessible units and direct connectivity to transportation. Transit access is key for people living with disabilities, as they often rely on public transportation.⁹

⁹ The housing provider interviewed highlighted Parkview Manor Apartments, a 53-unit complex located in Ward 5, as an example of the type of property that can serve persons living with disabilities. Parkview Manor underwent major renovations and two units were converted to meet Americans with Disabilities Act (ADA) requirements. Parkview Manor sets aside 6 units for households making less than 30% AMI, 40

- Many of the service provider’s clients with disabilities live with family members to afford housing; up to 10 percent of clients are homeless; and many are on waiting lists for subsidized housing. Montgomery County recently received additional rental assistance vouchers. However, in Prince George’s County the waiting list has been closed for the last four years.¹⁰
- Developers shared some common challenges related to development, including lack of clear policies or standards for affordability in development; permitting (timing, multiple tracks, and limited use of streamlined processes), and changes to site plans or subdivisions after underwriting. Developers used the development process in DC for comparison. This process helps developers underwrite the affordable requirements into a project from the onset, reducing ambiguity in the local requirements for affordable units. DC’s inclusionary housing requirements are embedded into the developer’s financial model, which is critical in determining land value and rent structure. Developers said that the process in DC is transparent and consistent for every developer.¹¹
- Prince George’s County’s site plan requirements and subdivision processes are hurdles. Requirements can change in the middle of the process once a project is underwritten.

Community feedback

During the June community forum, participants responded to three flash polls. The question and results of each flash poll are discussed in more detail below (see Appendix B for a full list of poll questions and responses).¹²

Poll question: For you, what are the top three housing issues in Hyattsville?

Summary of responses: Out of the total 23 open-ended responses received during the forum, the most frequent housing issue shared was affordability, followed by walkability and a tie between diversity, density, and safety.

Poll question: Based on the presentation, what stood out to you, new information, or surprising?

Summary of responses: Out of the total 18 open-ended responses received during the forum, audience members were not surprised by the key issues highlighted in the presentation. Through interviews conducted with stakeholders and elected leaders, it was evident that anecdotally people recognize changes in demographics and housing costs. However, audience members were surprised by the extent of these changes.

Poll question: To you, what finding was most important? Please rank the findings in order of importance.

units reserved for households making less than 50% AMI, and 7 units are reserved for households making less than 60% AMI.

¹⁰ The housing choice voucher program is the federal government’s program for assisting very low-income families, the elderly, and people living with disabilities to afford decent, safe, and sanitary housing in the private market. Housing assistance is provided on behalf of the family or individual allowing voucher holders to choose their own housing, including single-family homes, townhouses, and apartments. Voucher holders can choose any housing that meets the requirements of the program and is not limited to units within subsidized housing projects. Common programs that utilize vouchers include Housing Choice Vouchers (HCV aka Section 8), Project Based Vouchers (PBV), and VASH (specific to veterans). Prince George’s County has two voucher programs – Housing Choice Vouchers and Project Based Vouchers (attached to a unit versus the household).

¹¹ The elements described here are part of DC’s inclusionary zoning policy and broader development processes. Currently Prince George’s County does not have an inclusionary zoning policy.

¹² The flash polls remained opened after the forum in a public survey for one week after the forum. No additional responses were collected through the public survey.

Summary of responses: Out of the 12 live responses received during the forum, audience members ranked the findings as follows:

1. Need for more housing affordability
2. Need for more types of homes
3. Need for improved housing quality
4. Changing market conditions

Section 3: What are the key housing needs and market conditions affecting residents in Hyattsville?

To inform Hyattsville’s Housing Action Agenda, a data-driven analysis of Hyattsville’s demographic trends, market conditions, existing supply of affordable housing, housing needs, and pathways to opportunity was completed. This section summarizes the key findings from this analysis (see Appendix C for the full baseline conditions analysis).

Hyattsville is a growing community, with a strong outlook for future development. The results from the baseline conditions analysis and stakeholder interviews suggest the following four findings:

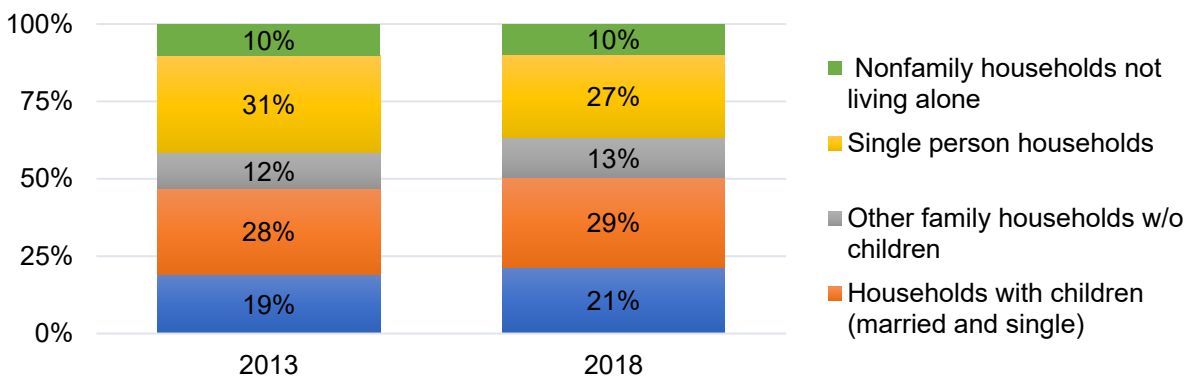
1. Need for more types of homes
2. Changing market conditions
3. Need for more housing affordability
4. Need for improved housing quality

Finding #1. Need for More Types of Homes

The need for more types of homes in Hyattsville stems from demographic and household composition trends. Who lives in Hyattsville is changing, and stakeholders interviewed during Phase 1 recognize these demographics shifts.

The data analysis supports stakeholders’ impressions, with 29 percent of households with children and 27 percent of households with single persons (see Figure 1). The population by age is also mixed. The median age for Hyattsville is 34 years old, meaning about half of the city’s population is under 34 and half is older than 34.¹³ One in four Hyattsville residents is under 18 years old, including more than 3,000 children and youth of school age (5-17 years old).

Figure 1. Household types, Hyattsville, MD (2013 & 2018)

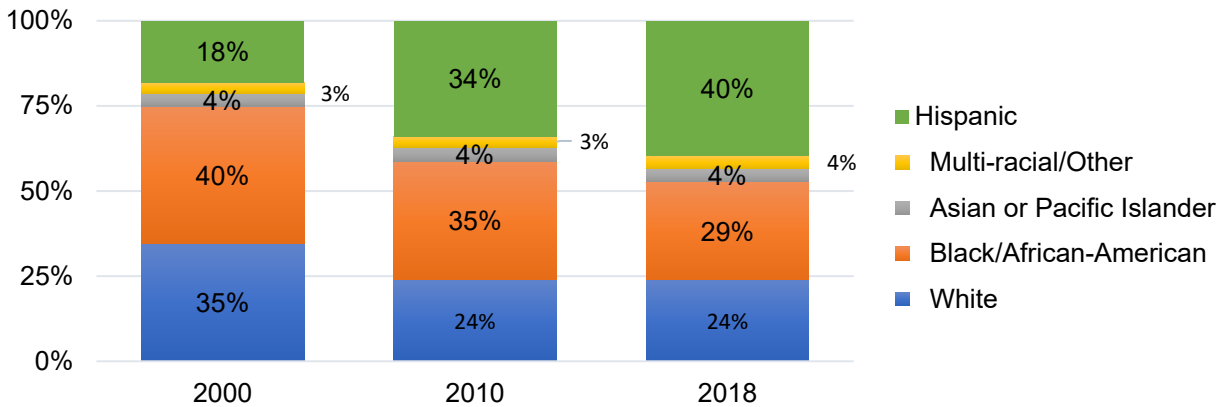


Source: 2009-2013 & 2014-2018, 5-Year American Community Survey 5-Year Estimate

Demographic trends in Hyattsville also suggest a need for culturally relevant homes and practices. Between 2000 and 2018, Hispanic residents increased by 4,535 residents, while non-Hispanic residents decreased by 1,059. Hispanic residents account for 40 percent of the city’s total population (see Figure 2). Notably, while 2 percent of Prince George’s County population lives in Hyattsville, 4 percent of Prince George’s County’s Hispanic residents live in the city. In other words, the city has a disproportionate share of Hispanic residents relative to the rest of the county.

¹³ 2014-2018 American Community Survey 5-Year Estimates.

Figure 2. Population by race and ethnicity, Hyattsville, MD (2000 & 2018)



Source: 2000 & 2010 Decennial Census and 2018, 5-Year American Community Survey 5-Year Estimate

There has been growth at both ends of the income spectrum, suggesting a need for affordability for those households not being served by the city’s housing market. Twenty-three (23) percent of households in Hyattsville have an annual income of \$125,000 or higher. Between 2013 and 2018, this income group increased by 63 percent (or 575 new households).¹⁴ Even though Hyattsville experienced growth in these higher-income households, there is still a sizeable number of lower incomes households, especially extremely low-income households (see Figure 3).

One out of every five households in Hyattsville has an annual income below \$35,000 (20 percent). About one in five Hispanic households had an annual income under \$35,000 (23 percent). Households making below \$37,800 are considered extremely low-income according to HUD-defined income categories.¹⁵

Figure 3. Share of Households by Household Income Hyattsville, MD (2018)



Source: 2014-2018, American Community Survey 5-Year Estimate, Table B19001

Like Hyattsville, a large share of households in College Park and Takoma Park have an annual income of \$125,000 or higher (27 percent and 36 percent, respectively). However, in College

¹⁴ 2009-2013 & 2014-2018, American Community Survey 5-Year Estimates

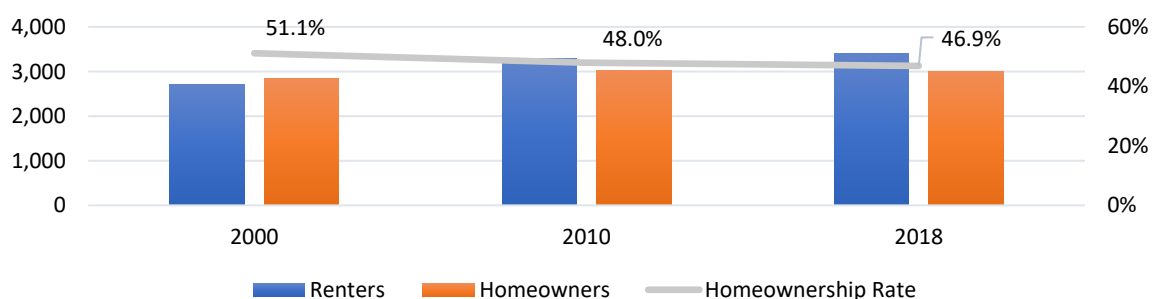
¹⁵ Income Limits are based on FY 2020 Fair Market Rent (FMR) for the Washington-Arlington-Alexandria Area with the following AMIs, \$37,800 is the 30% AMI, \$63,000 is 50% AMI, \$79,600 is 80% AMI, and \$126,000 is 100% AMI.

Park, the largest share of households (30 percent) have an annual income of \$35,000 or lower, due to the large student population of the University of Maryland.

Finding #2. Changing Market Conditions

Renters are becoming a larger share of the city's households, outnumbering homeowners in recent years.¹⁶ From 2000 to 2018, Hyattsville experienced a net increase of 700 renters; as of 2018, more than 3,400 households rent in the city and renters make up 53 percent of all households (see Figure 4).¹⁷ From 2010 to 2018, Hyattsville's homeownership rate between white, black and Hispanic households has widened. From 2010 to 2018, homeownership among white households increased from 70 percent to 77 percent, while homeownership among Hispanic households declined sharply from 59 percent to 28 percent.¹⁸

Figure 4. Homeownership rate, Hyattsville, MD (2000-2018)



Source: 2000 & 2010 Decennial Census and 2018, 5-Year American Community Survey 5-Year Estimate

Housing market indicators such as low vacancy rate and increased rents and home-sale prices suggest an increasingly strong housing market in Hyattsville. The rental and homeowner vacancy rate suggest a tight housing market, with few homes available at any given time. Home values in Hyattsville have increased since 2013. Between 2013 and 2018, homes valued under \$300,000 have decreased, and homes valued over \$300,000 have increased significantly (see Figure 5). On the rental side, there are fewer rental units priced between \$750 and \$999. These dynamics may be partially explained by the city's market rebounding from The Great Recession and increased demand among households for rental units.

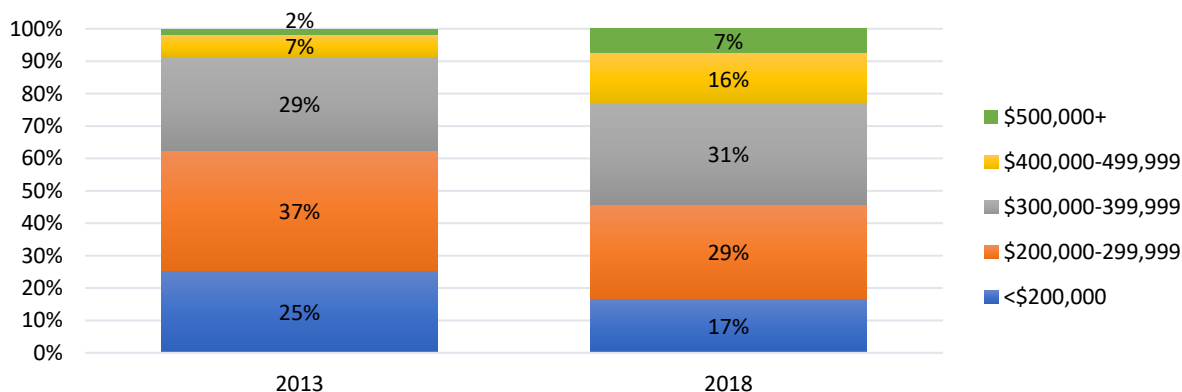
¹⁶ Based on HUD's definition, renters live in all occupied housing units that are not owner occupied, whether they are rented or occupied without paying rent. Renters live in both units in multifamily properties and single-family homes for rent.

¹⁷ 2009-2013 & 2014-2018, American Community Survey 5-Year Estimates

¹⁸ One potential explanation for this sharp decline is the impact of The Great Recession and resulting housing crisis on Hispanic households. On a national scale, the housing crisis resulted in significant setbacks related to homeownership for Hispanic households and a decline in homeownership among them. See this report from the Urban Institute:

www.urban.org/sites/default/files/publication/25166/412520-Demographic-Challenges-and-Opportunities-for-U-S-Housing-Markets.PDF.

Figure 5. Change in Owner-Occupied Homes by Home Value, Hyattsville, MD (2013-2018)



Source: 2009-2013 & 2014-2018, American Community Survey 5-Year Estimates, Table B25075

Changes in the housing market was also noted by stakeholders. One stakeholder stated that it is common for a single-family home in Hyattsville to receive 10 to 12 offers, and the typical buyer are dual- income households who are not using government-backed products like FHA loans or down payment assistance programs. A competitive market makes it is difficult to use homeownership assistance programs when competing with buyers who can pay cash immediately or above the appraised price.

The city’s strong housing market makes it more difficult for low-income households to live in the city. However, a competitive housing market can be leveraged to increase housing affordability with the proper housing toolkit.

Finding #3. Need for Housing Affordability

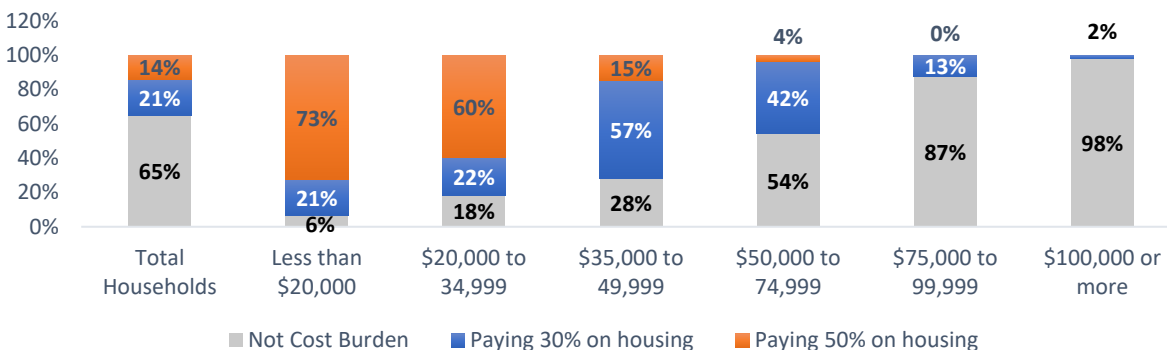
Cost-burden data suggest that many individuals and families are unable to afford a home without spending a large amount of their household income toward housing, especially with renters. The renter population is particularly vulnerable to rising prices, as over two out of five renter households are cost-burdened at current rent levels. More than one-third of households in Hyattsville pay at least 30 percent of their income on housing costs.

Renters living in Hyattsville are more likely to experience cost-burdens than homeowners. In 2018, 43 percent of renters in the city were cost burdened,¹⁹ while 31 percent of homeowners were cost-burdened.²⁰ Lower-income households in Hyattsville experience cost-burdens at higher rates and more severely compared to moderate- and higher-income households. Twenty (20) percent of total households make under \$35,000 annually, but 82 percent of these households experience cost-burdens (see Figure 6). More than nine out of ten households making less than \$20,000 annually are cost-burdened, and most of these households are severely cost-burdened.

¹⁹ 2014-2018, American Community Survey 5-Year Estimate

²⁰ Excludes households without a mortgage.

Figure 6. Cost Burdened Households by Household Income, Hyattsville, MD (2018)



Source: American Community Survey 5-Year Estimate, Tables B25074 and B25095

In addition, with increased rents and home values, it will become increasingly difficult for Hyattsville workers to live in the city if they wanted to. Almost 41 percent of Hyattsville residents work in the arts, entertainment, recreation, accommodation, and food services; construction; retail trade; or other service sectors. All these sectors have median wages on the lower end of the income spectrum, ranging from \$23,461 (retail trade) to \$34,579 (construction). In 2018, the median rent for City was \$1,389, which is higher than many workers in Hyattsville could afford (see Table 1).

Approved residential projects are largely geared toward higher-income households. The Edition at Kiplinger produced 348 rental units, varying from studio up to 3-bedroom apartments. The monthly rent for a one-bedroom apartment at the Edition is \$1,972, which would be unaffordable for nearly half of Hyattsville’s households.

Table 1. Median wage by selected industries & housing payment, Hyattsville, MD (2018)

| Industry | Share of employment among residents | Median wage (2018) | Affordable housing payment |
|--|-------------------------------------|--------------------|----------------------------|
| Educational, health care and social assistance | 22.3% | \$42,623 | \$1,066 |
| Professional and business services | 15.1% | \$50,602 | \$1,265 |
| Arts, entertainment, recreation, accommodation and food services | 12.4% | \$25,332 | \$633 |
| Construction | 12.3% | \$34,579 | \$864 |
| Public administration ²¹ | 9.8% | \$82,583 | \$2,065 |
| Retail trade | 9.3% | \$23,461 | \$587 |
| Median earnings / payment | - | \$40,865 | \$1,022 |

²¹ The public administration sector consists of establishments of federal, state, and local government agencies that administer, oversee, and manage public programs and have executive, legislative, or judicial authority over other institutions within a given area. For information, see www.census.gov/glossary.

Sources: 2014-2018 5-Year American Community Survey, Enterprise Community Partners

Finding #4. Need for Improved Housing Quality

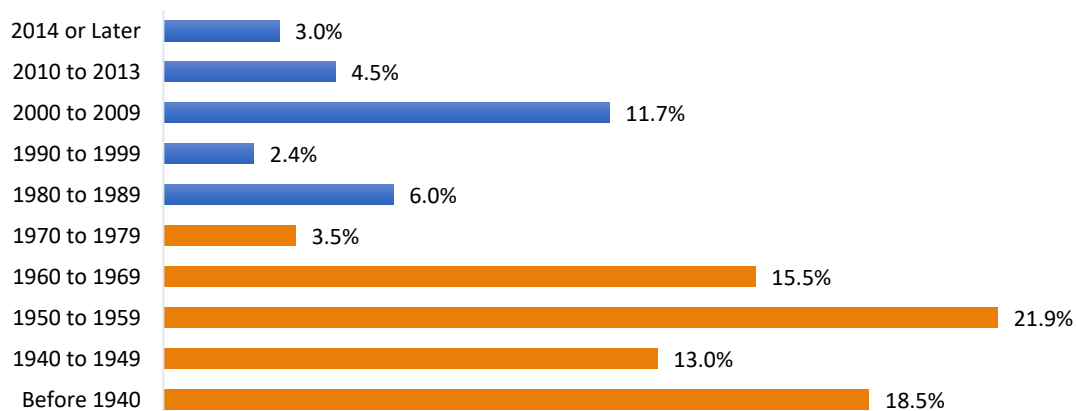
Most (72 percent) of the existing housing stock was built prior to 1980, suggesting a need for ongoing upkeep and modifications to support residents who want to age in place (see Figure 7). Almost one out of every four units (19 percent) of existing housing stock was built post-2000.

A high risk of lead exposure, based on national rankings, and the prevalence of chronic health conditions, such as asthma, among Hyattsville residents reinforce the need for healthy, safe homes there. In Hyattsville, East-West Highway acts as a diving line for lead exposure risk, where areas north of the highway have lower exposure to lead compared with areas south of it.²² Patterns across Census Tracts in Hyattsville suggest that more than 9 percent of adults in each tract have asthma, with a much higher rate (10.5 percent or more) among those living near Prince George's Plaza.

There are existing funds that target housing quality issues throughout the State of Maryland, but none specifically reserved for use in Hyattsville.

Figure 7. Housing Units by Year Built, Hyattsville, MD (2018)

**Units built prior to 1980 highlighted in orange.*



Source: U.S. Census Bureau, 5-Year American Community Survey, Table B25034

A note about Covid-19

It's worth noting this report does not account for effects from the COVID-19 pandemic and resulting health and economic crises. Both the near-term and long-term effects of the pandemic generate uncertainty about individuals' and families' well-being and their economic and housing stability, as well as the fiscal health of local governments.

National experts acknowledge the Covid-19 pandemic is unprecedented, reinforcing uncertainty about how Covid-19 will affect the U.S. housing market, and specifically, the affordable housing industry. Anecdotal evidence suggests the initial impacts are being borne by developers, property owners and managers, renters, especially those earning hourly wages, and persons

²² The Washington State Department of Health (WSDOH) developed an index for lead exposure risk that considers age of housing and poverty as primary risk factors. Vox Media worked with WSDOH to apply the lead exposure risk index nationally. PolicyMap applied the Vox Media methodology to the 2014-2018 American Community Survey (ACS) data on poverty rates and age of housing stock.

experiencing homelessness.²³ Public health data suggests the people of color make up a disproportionate number of confirmed Covid-19 cases and deaths in Prince George's County, which represents the highest incidence of coronavirus in Maryland.²⁴

National housing experts agree on two likely results related to Covid-19:²⁵

- 1) An increased need for (and potentially renewed focus on) affordable homes among low-income households and vulnerable groups; and
- 2) A delayed housing pipeline due to tighter lending practices and more limited access to capital; delays in public approval processes; and labor and materials shortages

Households in Hyattsville already face housing instability, such as paying more than 30 percent of their income on housing and living in older homes that may need repairs or pose health hazards. These challenges predominantly fall on households with the already limited incomes. The impact of Covid-19 will likely exacerbate this instability, at least in the short-term.

Proactively addressing existing housing affordability and developing systems-level tools to support housing for all walks of life are two ways to promote stability and resilience among residents, both in response to Covid-19 and in the event of future shocks.

²³ Donna Kimura. (2020, March 31). "How Covid-19 is Affecting Affordable Housing (So Far)." *Affordable Housing Finance*. Available at www.housingfinance.com/news/how-covid-19-is-affecting-affordable-housing-so-far_o.

²⁴ Rachel Chason, Ovetta Wiggins, and John D. Harden. (2020, April 16). "Covid-19 is ravaging one of the country's wealthiest black communities." *Washington Post*. Available at www.washingtonpost.com/local/prince-georges-maryland-coronavirus-health-disparities/2020/04/26/0f120788-82f9-11ea-ae26-989cfce1c7c7_story.html.

²⁵ Donna Kimura. (2020, March 31). "How Covid-19 is Affecting Affordable Housing (So Far)." *Affordable Housing Finance*. Available at www.housingfinance.com/news/how-covid-19-is-affecting-affordable-housing-so-far_o.

Section 4: What housing and community development tools are available in Hyattsville?

Understanding existing housing tools and their relationship to existing needs will inform the tools that City of Hyattsville could use to meet its residents' housing needs. This section summarizes the key programs, policies, and resources available for housing and community development in Hyattsville and key partners administering them (for a full assessment, see Appendix D). Together, this section explains Hyattsville's ecosystem.

Housing ecosystem: What it is & why it matters

A housing ecosystem refers to the interconnected nature of a community's or region's housing market. Like an ecosystem found in nature, housing markets often reflect complex, interconnected relationships and decisions between the public and private sectors. This framework, developed by the Center for Community Investment, organizes demand for capital investment and ensures it is used to support public priorities.

This framework highlights the key components of a housing ecosystem:²⁶

- **Shared priorities** – Clearly defined community-level priorities for housing investments
- **Pipeline** – Projects that will help achieve the community-level shared priorities
- **Enabling environment** – Policies, programs, and resources that support development and investments

Housing and community development tools

The City of Hyattsville lacks a robust set of local housing tools. Most housing programs are offered by Prince George's County and the State of Maryland. Both the County and State have a range of housing programs, policies, and financing mechanisms that can be used to address housing needs.

Some of these tools are direct assistance, meaning they provide assistance directly to a person (for instance, a housing voucher to rent a home in the private market). Some of these tools provide indirect assistance. This type of assistance typically aids a developer or other actor, like a service provider, to help offset the costs of providing a housing unit or service to a person.

Only a few developers have been successful in using existing county and state housing tools to build new homes in Hyattsville. There is an opportunity for the city to align their future housing toolkit with the existing programs, policies, and resources provided by the county and state to maximize their impact.

Hyattsville has used three tools for economic development:

1. The City's Revitalization Tax Credit provides financial incentives for economic development and redevelopment in three revitalization districts. The tax credit has yet to be successful in creating new market-rate rental housing and has been limited to commercial anchors.
2. The City's Commercial Façade Program provides grant funding to businesses within the City's commercial corridors to improve their building's facades. This program is funded through the State's Community Legacy Program, which allows funding to be used for residential properties.

²⁶ Framework adapted from: <https://centerforcommunityinvestment.org/sites/default/files/2018-09/CI%20As%20a%20System.pdf>

3. The City has administered State of Maryland funding, such as the Strategic Demolition Fund and the Rental Housing Program for the Armory Apartments (not constructed as of July 2020) and Renaissance Square Artist Housing project.

In addition to these tools, the City has also used payments in lieu of taxes (PILOT) to preserve and rehabilitate an existing affordable housing property (Parkview Manor) and has leveraged surplus City property for redevelopment of affordable housing units (Renaissance Square Artist Housing)

Tools to support renters

The following tools are offered by the State of Maryland for renters or rental properties:

- **Partnership Rental Housing Program** - provides development and rehabilitation loans and serves very low-income households (50 percent AMI or below) and persons with disabilities
- **Rental Housing Program** - provides developmental loans for rental production or rehabilitation of low-income rental units (60 percent AMI or below)
- **Section 811 Project Rental Assistance Program** – awards funds to provide project-based rental assistance for persons with disabilities at 30 percent AMI or less.
- **Low Income Housing Tax Credit** – 4% and 9% tax credits for housing developments for low-income rentals (60 percent AMI or below)
- **Multifamily Bond Program** – development loans for multifamily rental housing developments and rehabilitation (60 percent AMI or below)
- **Rental Housing Works** - subordinate gap financing for projects using the Multifamily Bond Program or Low-Income Housing Tax Credits (60 percent AMI or below)
- **National Housing Trust Fund** – provides development loans and grants for the production or preservation of rental units (30 percent AMI or below)
- **Maryland Affordable Housing Trust** – provides development loans and grants for the production or preservation of rental units (50 percent AMI or below)
- **Community Legacy Program** – provides funding for local governments for efforts that strengthen communities, such as rehabilitation loans

The following tools are offered by Prince George’s County for renters or rental properties:

- **Housing Production Program** - development loan or incentive for housing developments or rehabilitation within a transit-oriented development (TOD) or Transforming Neighborhood Initiative areas (up to 120 percent AMI, if using HOME fund 60 percent or below)
- **Payment in Lieu of Taxes (PILOT)** – an economic development tool that could be used to negotiate a property tax abatement or deferred payment for development
- **Housing Investment Trust Fund (HIF)** – provides gap financing for the Workforce Housing Gap Financing Program
- **Housing Choice Voucher Program (HCVP)** – rental assistance for tenants to rent in the private market (50 percent AMI and below)
- **Moderate Rehabilitation Program (Mod Rehab)** – project-based rental assistance for low-income families in exchange for improvement to a rental property
- **Veterans Affairs Supportive Housing (VASH)** – rental assistance for homeless veterans (veterans earning 50 percent AMI or below)

- **HOPWA/Homeless Rental Assistance** – provides supportive housing, rental assistance and rapid re-housing for persons at-risk of homelessness or persons with HIV/AIDS
- **Rental Allowance Program** – fixed monthly rental assistance for eligible extremely low-income homeless persons and households with critical emergency housing needs (30 percent AMI or below)

Tools to support homeowners

The following tools are offered by State of Maryland to owners or support homeownership opportunities:

- **Maryland Affordable Housing Trust** – provides development loans and grants for the production or preservation of owner-occupied units (50 percent AMI below)
- **Community Legacy Program** – provides funding for local governments for efforts that strengthen communities, such as homeownership assistance
- **Maryland Mortgage Program** - provides 30-year fixed-rate home loans to eligible homebuyers purchasing in Maryland. The program offers various products to serve a wide range of needs, such as their SmartBuy Product for people with student debt.
- **Maryland Housing Rehabilitation Program (Single Family)** – rehabilitation loans for improvements to meet building standards (80 percent AMI or below)
- **Independent Living Tax Credit** - provides property owners a tax credit up to \$5,000 for renovation costs associated with accessibility improvements
-

The following tools are offered by Prince George’s County to owners or support homeownership opportunities:

- **Housing Production Program** - development loan or incentive for housing developments or rehabilitation within a transit-oriented development (TOD) or Transforming Neighborhood Initiative areas (up to 120 percent AMI, if using HOME fund 60 percent or below)
- **Pathways to Purchase Program** - provides home purchase assistance to eligible first-time homebuyers to purchase owner occupied or vacant residential properties (80 percent AMI or below)
- **Housing Choice Voucher Homeownership Program** – program for tenants using rental assistance to save for and purchase a home (50 percent AMI or below)
- **Clean Energy Program** – provides grants and loans to existing homeowners to reduce energy consumption, costs and carbon emissions
- **Housing Rehabilitation Assistance Program (HRAP)** - provides funding to support rehabilitation loans (up to \$60,000) to homeowners for repairs, including roof replacement, electrical, and plumbing work.
- **Housing Production Program** - development loan or incentive for housing developments or rehabilitation within a transit-oriented development (TOD) or Transforming Neighborhood Initiative areas (up to 120 percent AMI, if using HOME fund 60 percent or below)

Tools to support for-profit and nonprofit developers

The following tools offered by State of Maryland can be used by for-profit and non-profit developers:

- **Partnership Rental Housing Program** - provides development and rehabilitation loans and serves very low-income households (50 percent AMI or below) and persons with disabilities
- **Rental Housing Program** - provides developmental loans for rental production or rehabilitation of low-income rental units (60 percent AMI or below)
- **Low Income Housing Tax Credit** – 4% and 9% tax credits for housing developments for low-income rentals (60 percent AMI or below)
- **Multifamily Bond Program** – development loans for multifamily rental housing developments and rehabilitation (60 percent AMI or below)
- **Rental Housing Works** - subordinate gap financing for projects using the Multifamily Bond Program or Low-Income Housing Tax Credits (60 percent AMI or below)
- **National Housing Trust Fund** – provides development loans and grants for the production or preservation of rental units (30 percent AMI or below)
- **Maryland Affordable Housing Trust** – provides development loans and grants for the production or preservation of rental units (50 percent AMI or below)

The following tools offered by Prince George County can be used by for-profit and non-profit developers:

- **Housing Production Program** - development loan or incentive for housing developments or rehabilitation within a transit-oriented development (TOD) or Transforming Neighborhood Initiative areas (up to 120 percent AMI, if using HOME fund 60 percent or below)
- **Payment in Lieu of Taxes (PILOT)** – an economic development tool that could be used to negotiate a property tax abatement or deferred payment for development
- **Housing Investment Trust Fund (HITF)** – provides gap funding for the Workforce Housing Gap Financing Program

Takeaways from comparison of available tools to needs

These City, County and State tools have been used to meet residents' housing needs on a few occasions. Overall, the city's existing housing toolbox is limited. Among its available tools, only the city's PILOT has been used previously to support housing affordability.

The City has two tools for residential development: 1) PILOTs and 2) revitalization tax credit. PILOTs were used for the preservation and renovation of affordable housing units, while the revitalization tax credit has been used for market-rate development. The Commercial Façade Improvement program currently only targets commercial properties. Its state-level funding source, the Community Legacy Program, allows funding to be used for residential properties and encourages homeownership efforts, which the City leveraged as part of the financing for the Renaissance Square Artists' housing project.

Hyattsville's housing market is changing, with more renters and strong or competitive market conditions. Competitive market conditions can make it challenging to build affordable housing. Developers have used tools like the Low-Income Housing Tax Credit and Rental Housing Program to build Renaissance Square Artists' Housing in the Gateway Arts District. Many individuals employed in Hyattsville are working in industries paying low wages and would benefit from subsidized housing. However, accessing State and County funding sources require advanced planning to apply for funding, and when received, expend funding in a specific period of time.

Additional state tools to support affordability in strong markets where it is needed are the Multifamily Bond Program, Rental Housing Works, and Partnership Rental Housing Program. Accessing state funding for affordable development can be a competitive process for developers and often will require some local support. For instance, the City can support developers seeking state funding by providing funding or assets, such as land, to these projects.

Cost-burden renters in Hyattsville have access to direct financial assistance through programs like the Housing Choice Voucher Program administered by Prince George's County. The County supplies more than 5,000 households with vouchers. However, these vouchers serve the entire county, and there is a high demand for them, making it challenging for renters in Hyattsville to participate in the program.

There are programs to help first-time homebuyers at both the County (Pathways to Purchase Program) and State (MMP) levels. However, due to a competitive housing market it can be difficult for buyers in Hyattsville to use these programs. For instance, people using homeowner assistance programs may compete with buyers who can pay cash.

There are County and State tools to address housing quality issue in Hyattsville. The Housing Rehabilitation Assistance Program (HRAP) and Maryland Housing Rehabilitation Program (Single Family) are direct assistance rehabilitation programs that homeowners can use to improve their homes. Community Legacy funds can also be used to address housing quality, and the city could use that funding to address poor housing quality.

The city's current development pipeline consists of all market-rate development. Recent rental properties built in Hyattsville have been priced higher than what would be affordable for nearly half of the city's households. Should new housing development rent at similar prices, it could exacerbate housing affordability problems.

There are only three subsidized housing properties in the city, with two of them with subsidies scheduled to expire in 2029 and 2030. There is an opportunity for the City focus on ways to preserve its limited supply of subsidized housing through existing partnerships with developers, and representatives from the county and state. The City recently has had success in the preservation and renovation of Parkview Manor, a subsidized property originally built in 1999 with the Low-Income Housing Tax Credit financing. In 2015, Montgomery Housing Partnership (MHP) acquired full ownership of the property. MHP successfully renovated and preserved all 53 units of this property through project financing from Prince George's County and Hyattsville. Prince George's County approved a 40-year Payment in Lieu of Taxes (PILOT) and Hyattsville approved a 15-year PILOT.²⁷

²⁷ Parkview Manor Apartments Payment in Lieu of Taxes; see www.hyattsville.org/DocumentCenter/View/5121/Charter-and-Code-March-2019_Ch-108.

Section 5: What actions can leaders in Hyattsville take to address housing needs?

Previous sections of this report highlighted what we heard through stakeholder interviews, identified key housing needs and market conditions, and aligned them with tools and resources. With all this information, what actions can leaders in Hyattsville take to address the needs identified?

This section highlights **four areas of action** that leaders can focus on along with corresponding strategies and tools to achieve them. The following action areas were derived from the existing conditions analysis, stakeholder interviews, ecosystem mapping and tool identification, and subsequent findings.

Additional considerations included the level of influence of the City on the action area (does the City have direct or indirect influence over the action area?); length of time needed to achieve the action (Will it take a short, medium, or long timeframe to accomplish?); partners to achieve this action (will the City need to cultivate existing or new partnerships to achieve the action?); and relationship to housing needs (what needs do these action areas address?).

As a result, the Hyattsville Housing Action Agenda focuses on the following action areas:

- Increase and preserve affordable, accessible housing options.
- Prevent involuntary displacement and stabilize neighborhoods.
- Preserve and expand existing affordable home ownership.
- Ensure that internal policies and practices advance equity.

These tools are potential solutions for the City to use, but prioritization and recommendation of solutions will be forthcoming in Phase 2.

ACTION AREA: INCREASE AND PRESERVE AFFORDABLE, ACCESSIBLE HOUSING OPTIONS

Description and Relationship to Key Needs

This Action Area is directly related to Findings #1 and #2, which address the need for more types of homes based on demographic changes and changing market conditions, respectively. In order to address these needs, the City could employ the strategies below to increase housing affordability options as well as preserve existing affordable housing stock.

Relationship to Available Housing Tools

| STRATEGY | TOOL | TIMEFRAME | INFLUENCE |
|---|--|-----------|-----------------|
| Generate dedicated revenues for affordable housing programs | <ul style="list-style-type: none"> • Establish a commercial linkage fee or impact fee to generate funds for housing | Short | Direct |
| Preserve the existing stock of affordable, accessible housing | <ul style="list-style-type: none"> • Proactively engage property owners of subsidized affordable housing with expiring terms to affordability and facilitate assistance | Medium | Direct/Indirect |

| | | | |
|--|---|--------|-----------------|
| | <p>based on property owners' needs</p> <ul style="list-style-type: none"> • Establish ordinance that any demolition/disposition of subsidized affordable housing shall have no less than 2:1 replacement • Develop a jurisdiction-wide policy that sets forth a no net loss of affordable housing policy that is included in land-use plans, local laws, community plans, and Request for Proposals for funding for affordable housing • Work with the County to incorporate tenants' right to purchase into the right of first refusal policy and provide financing options to support purchase • Expand pilot for demolition restrictions and/or fees to prevent conversion of multifamily housing stock (like 2 flats) into luxury homes | | |
| Increase access to affordable housing | <ul style="list-style-type: none"> • Explore existing models that require landlords to consider alternatives to credit scores • Create incentives for family size units with 3+ bedrooms and accessible units • Work with MWCOG to evaluate the definition of "affordable" and possible alternatives that are tied to minimum wage or SSDI. • Prioritize production of housing units at lower income levels through tax abatements | Medium | Direct/Indirect |
| Increase health and safety of affordable housing | <ul style="list-style-type: none"> • Encourage and promote existing programs that focus on lead abatement, modernization, weatherization, and home improvements to age in place | Medium | Indirect |

| | | | |
|---|--|--------------|----------|
| | <ul style="list-style-type: none"> • Work with County to increase use of moderate rehabilitation program | | |
| Expand and assist with regional partnerships to increase affordable housing opportunities | <ul style="list-style-type: none"> • Work with property owners to incentivize the acceptance of Housing Choice Vouchers • Work with the County to improve and expand use of Housing Choice Vouchers in Hyattsville • Ensure City has representation in key county and state housing boards, commission, and other groups to expand partnerships and assist with relationship-building | Short/Medium | Indirect |

Case Study: The Apartment at North Point, Reston, VA



Source: Quantum Management LLC

The Apartment at North Point is a 48-unit garden style apartment located in Reston, VA, less than four miles from the Silver Line Reston Metro Station. This property was built in 1998, with federal low-income tax credits, serving low- and moderate-income households. Cornerstones Housing Corporation (CHC) purchased the property in 2015 to preserve existing affordable housing stock near the Reston Town Center. This property acquisition was completed with a combined nonprofit, public, and private effort. Cornerstones purchased the

property, Fairfax County Board of Supervisors and Reston Association CEO led the advocacy efforts, and Freddie Mac Foundation, Wells Fargo, Bozzuto, NII Holdings, and the Fairfax County Redevelopment and Housing Authority were financial supporters and investors in the acquisition.²⁸

CHC and Cornerstones Inc. was formed in 1970 to address the need for affordable housing and provides supportive services such as food and quality childcare services. Over time the CHC has targeted their efforts in northwestern Fairfax County, where Reston is located. CHC also provides emergency shelter, supportive housing programs, foreclosure prevention and housing counseling. The CHC partners with Fairfax County to provide a comprehensive range of services and explore affordable housing preservation efforts in the growing Reston Town Center.

The Reston Town Center has been feeling increasing development pressure over the past decade, which can be attributed to being within Reston’s Transit Station Area

²⁸ <https://nvaha.org/apartments-at-north-point/>

(TSAs). Fairfax County has adopted policies such as Inclusionary Zoning to require affordable housing in every new housing development. While this does address the need to create new affordable housing, preserving existing stock offers its own strategic advantage, which CHC was able to do with no net loss.

The previous Board of Supervisor member of the district, Catherine Hudgins, and the former Reston Association CEO Cate Fulkerson advocated for this acquisition in the both community and local government. This was crucial for the success of this acquisition, as previous attempts to finance affordable housing efforts were met with opposition. This was seen during the Reston Town Center North project, where a redevelopment proposal for two blocks within a 47-acre plot of land was denied by an advisory group comprised of government staff and local residents.

Cornerstone and the Greater Reston Chamber of Commerce has a long partnership and provides an annual awards event, the Best of Reston Awards, which celebrates individuals, community organizations, and small and large businesses that maintain a shared vision of a strong and dynamic community. A two-year fundraiser was held during the 2014-2015 Best of Reston Awards to raise \$1,768,000. These funds were used to close the financing gap in the acquisition of the Apartment at North Gate. CHC leveraged approximately \$2,100,000 in federal and private grant funding and a \$3 million loan to transition to sole ownership of the development. In addition, the financial transaction secured over \$556,000 in capital reserve funding and additional closing set aside funds of \$129,000 that enables the provision of social service support for low income families.²⁹

The key to this existing affordable housing acquisition was a non-profit leveraging its established relationships, partnerships and programs to make it an attractive investment for public and private entities. CHC is well established in the community and has a strong commitment to preserving affordable housing for a lifetime.

Applicability to Hyattsville: Highlights partnerships to assist with affordable housing opportunities.

ACTION AREA: PREVENT INVOLUNTARY DISPLACEMENT AND STABILIZE NEIGHBORHOODS

Description and Relationship to Key Needs

This Action Area is directly related to Findings #1 and #2, which address the need for more types of homes based on demographic changes and changing market conditions, respectively. In order to address these needs the City could enact strategies outlined below to prevent involuntary displacement and stabilize neighborhoods, as the City continues to grow and change.

Relationship to Available Housing Tools

| STRATEGY | TOOL | TIMEFRAME | INFLUENCE |
|--|---|-----------|-----------|
| Leverage existing rental inspections programs to avoid | <ul style="list-style-type: none"> Use existing data to understand which | Medium | Direct |

²⁹ <https://www.cornerstonesva.org/financials/>

| | | | |
|---|---|------|-----------------|
| renters being evicted for requesting code compliance | populations experience code violations | | |
| Focus on homelessness prevention and reducing evictions | <ul style="list-style-type: none"> Work with state agencies and local service providers, such as LEDC and LAYC, to provide mediation, education, and additional resources to tenants | Long | Indirect |
| Work with property owners to maintain/preserve subsidized and unsubsidized affordable units | <ul style="list-style-type: none"> Create incentives like tax relief or others to encourage the extension of terms of affordability | Long | Direct/Indirect |
| Provide enhancements to programs that assist with down payment options | <ul style="list-style-type: none"> Encourage and promote existing programs that focus on easing down payment burdens at the regional, state, and federal levels | Long | Indirect |

Case Study: 16 Corner, Miami, FL



Source: Vagabond Group LLC

16 Corner is a 44-unit affordable and workforce rental apartment complex. It consists of five buildings across five parcels in Miami’s Historic Overtown neighborhood. Originally built in the 1950s, these properties were in poor condition and on the verge of becoming uninhabitable, displacing all of the current tenants. A public subsidy was used to incentivize private investment and renovate the property. The subsidy also created a 30-year affordability covenant to preserve affordability in this area.

The rehabilitation project was a public-private collaboration. Vagabond Group purchased and developed the properties, Omni CRA funded the development, and Mt. Zion Community Development Corporation (CDC) supported relationship-building between Vagabond Group and the current residents of the properties. Throughout the rehabilitation process, the partners prevented the involuntary, off-site displacement of residents and worked toward stabilizing the neighborhood.

Omni CRA was formed by the city of Miami in 1987 to implement sustainable development within a designated redevelopment area in Historic Overtown. Historic Overtown is bordered by strong real estate markets with increasing property values as a result of the neighborhood’s proximity to activity centers, major transportation centers and anchor institutions. Due to increasing property

values, Omni CRA was actively looking for opportunities to maintain affordable housing.

The five properties purchased by Vagabond Group were ideal candidates for affordable housing preservation. The sites' existing densities were higher than allowable for new construction, as the zoning requirements had been updated for new buildings. Staff at Omni CRA and Vagabond Group had previously talked about collaborating on affordable housing preservation and this seemed like an ideal project.

The public-private partnership driving the rehabilitation efforts ensured that no residents were involuntarily displaced off-site during the rehabilitation efforts. The partners decided to complete the rehabilitation efforts on a rotating basis, such that not all units were worked on at once. Residents whose units were being renovated, were temporarily placed in a different unit within the same building, preventing off-site displacement and allowing residents to remain within their community. Rent remained the same both during and after the rehabilitation process, ensuring extra financial burdens were not placed on the residents.

Strong relationships were key to 16 Corner's success in their efforts to prevent displacement and stabilize neighborhoods. In particular, the existing relationship between the developer (Vagabond Group) and financier (Omni CRA) and long-standing trust between public-sector decisionmakers and the developer were essential. The Vagabond Groups' reputation for historic renovation also helped alleviate concerns by local decisionmakers.

Some residents expressed apprehension about the for-profit developers purchasing land in the neighborhood. Hearing and acknowledging resident concerns, the project partners approached Mt. Zion CDC to work more directly and collaboratively with the neighborhood. Mt. Zion joined the project in exchange for a 7.5% ownership stake in the value of the property at the end of its 30-year affordability covenant.

As the owner of the property, the Vagabond Group oversees property management. They opted to retain the property manager who had been hired by the previous owner. Given their knowledge with the property, the property manager was able to assist with the rehabilitation process, including identifying or prioritizing things to fix or improve. They also had established relationships with tenants and the broader community and knew how to work well with them. Their presence was also a source of stability for tenants who were initially wary of new management.

Omni CRA covered the cost of the acquisition, which is often one of the greatest barriers to preserving unsubsidized affordable Small and Medium Multifamily housing stock (SMMF) in strong real estate markets. Using its discretion over TIF funds, the Omni CRA issued a forgivable loan for the \$3,800,000 acquisition cost. The loan would be forgiven after the property satisfied the 30-year affordable housing covenant. No additional local, state, or federal funds were used. The Vagabond Group donated its developer fee to expedite the project by eliminating the need to secure additional funds. The 16 Corner project is a testament to the value of atypical sources of public subsidy to support affordable housing and serves as an excellent example of how to improve the quality of an unsubsidized affordable SMMF property without raising rents, in a strong real estate market.

The Vagabond Group determined the need for a gut rehabilitation of the properties prior to starting. Rehabilitation took roughly 10 months and hard costs per unit were \$67,000. To improve the properties resilience, the buildings were updated to include storm-certified roofs, impact windows, and hurricane straps. The partners also used materials that were more energy efficient meaning lower cost to future residents.

At the time of purchase, the properties were 80% occupied and the project partners made it a goal not to displace any residents during the process. The partners achieved this through a rotation of the rehabilitation activities from unit to unit, which allowed them to temporarily relocate residents on-site while their units were rehabilitated. This approach allowed all current residents to remain housed in their building during the renovation process.

Applicability to Hyattsville: Highlights a project where a city worked with property owners to preserve the affordable units

ACTION AREA: PRESERVE EXISTING AND EXPAND AFFORDABLE HOMEOWNERSHIP

Description and Relationship to Key Needs

This Action Area is directly related Findings #1, #3, and #4, which discuss the need for more types of homes, more housing affordability, and improved housing quality, respectively. In order to address these needs, the City could use the strategies below in order to preserve existing affordable homeownership opportunities as well as expand them.

Relationship to Available Housing Tools

| STRATEGY | TOOL | TIMEFRAME | INFLUENCE |
|--|--|-----------|-----------|
| Continue foreclosure prevention counseling and outreach activities | <ul style="list-style-type: none"> Support programs within key organizations that provide housing counseling | Short | Indirect |
| Improve access to resources for home repairs and rehabilitation for qualified owners | <ul style="list-style-type: none"> Provide low-cost or deferred (for elderly with lien) rehabilitation loans, grants and/or handy-worker assistance to income qualified owners | Medium | Direct |
| Study property tax freeze programs for low-income owners facing rapid property tax increases to prevent displacement | <ul style="list-style-type: none"> Provide property tax relief for the most vulnerable properties within the City | Medium | Indirect |
| Subsidize affordable homeownership opportunities | <ul style="list-style-type: none"> Allocate resources to increase awareness and usage of public and private down payment assistance options aimed at increasing affordable opportunities for entry level home buyer | Long | Indirect |

| | | | |
|--|--|------|----------|
| | <p>families, such as by supporting housing counseling agencies</p> <ul style="list-style-type: none"> • Provide/support direct assistance programs to help with down payment and close costs for first time home buyers • Partner with financial institutions to offer ITINⁱ mortgage lending products for mixed-status households | | |
| Support cooperative homeownership models | <ul style="list-style-type: none"> • Develop policy and program to support creation of Limited Equity Housing Cooperatives to create homeownership options for low- to moderate-income families • Support community-based organizations to provide tenant organizing support for cooperative homeownership models • Partner with financial institutions to provide financial products to support cooperative homeownership models • Promote development and creation of self-financed cooperative homeownership models • Dedicate public land and resources for development of limited equity cooperatives, whenever possible | Long | Indirect |

Case Study: College Park, MD



Local first-time homebuyer programs or employer-assisted housing can target and specific income households or employees with purchasing a home by providing financial assistance with the down payment and/or closing costs with a home purchase. To promote homeownership with for their employees, City of College Park and the University of Maryland have combined their efforts to create a local non-profit development corporation called the College Park City-University Partnership. The Partnership promotes and supports commercial revitalization, community development, and quality housing opportunities within the City of College Park.³⁰

The Partnership offers a Homeownership Program, targeted to their employees, which includes a zero-interest, deferred payment loan up to \$15,000 with a term of 10 years, for the down payment and/or closing costs within City limits. The program partners with the State of Maryland, College Park, University of Maryland, local businesses and financial institutions.³¹

Potential homebuyers applying for the program must meet certain requirements, such as being employed by the University of Maryland or the City of College Park. Typically, in order to receive assistance, homebuyers must meet the definition of a first-time buyer, which means not having owned a home in the previous three years. For this program the applicant does not need to be a first-time homebuyer, however, they cannot own a property within the City limits. Also, the program does not establish income limitations for applicants. The Homeownership Program provides flexibility for homebuyers to use all types of loans, such as conventional loans, US Department of Veterans Affairs (VA) loans, and Federal Housing Administration (FHA) loans.

In order to protect the programs' investments, the loan is secured on a property with a deed of trust and promissory note, with a balance due upon sale or transfer of the property if the property ceases to be the primary residence of the homebuyer, if the homebuyer (or spouse) is no longer employed by the University or City, or if the homebuyer otherwise fails to comply with the program requirements. Homebuyers are also required to enter into a Right of First Refusal agreement. This provides the Partnership a 30-day opportunity to purchase the house if the homebuyer decides to sell or transfer the home within ten years of the home purchase.

The Homeownership Program is funded through a Community Legacy grant. Community Legacy grants can only be applied in areas designated as a Sustainable Community by the State of Maryland. The Community Legacy program funds local governments and community development organization projects or programs that address local issues. In addition to the Community Legacy grant, matching grants are provided by the University of Maryland and the City of College Park.

The financial institutions that are partners with the Program provide incentives to applicants. The Blue Note Title and Capital Title offer closing cost credits or discounts for program participants. Prosperity Home Mortgage LLC offers eligible borrowers a \$1500-\$2500 credit towards down payments and/or closing costs through

³⁰ <https://collegetparkpartnership.org/>

³¹ <https://collegetparkpartnership.org/homeownershipprogram/>

their BorrowSmart program. The McKay Mortgage Company is offering participants in the Homeownership Program a free home appraisal, free pre-approval, and free credit analysis. Berkshire Hathaway Home Services PenFed Realty is offering a free one-year home warranty to buyers if they purchase with them.

The most attractive component of the Homeownership Program is how it can align with other existing programs. The City of College Park provides a New Neighbor Homeownership Grant Program, which is \$5,000 towards the down payment or closing costs and can be leveraged with the Homeownership Program. The Maryland Mortgage Program (MMP) also provides \$5,000 in down payment assistance or closing costs and up to \$2,000 in annual tax credits for the life of the mortgage. However, unlike the Homeowner Program, MMP requires applicants to be a first-time homebuyer or have not owned a home in the previous three years and meet their income limitations.³² The MMP also has a community partner match program, that provides up to \$2,500 in additional down payment assistance with local programs.

Since the Homeownership Program has started, over 50 College Park and University of Maryland employees were able to purchase a home and now live where they work. Homebuyer profiles are developed to show applicant success stories.³³ The success of this program is embedded in the University District Vision: to make College Park a sustainable top 20 college town by 2020.³⁴ This requires the collaboration of the City, County, State and the University.

Applicability to Hyattsville: Highlights a program that expands homeownership opportunities for first-time home buyers by providing direct assistance with down payments and closing costs.

ACTION AREA: ENSURE THAT INTERNAL POLICIES AND PRACTICES ADVANCE EQUITY

Description and Relationship to Key Needs

This Action Area is directly related to Findings #1 and #4, which address the need for more types of homes and improved housing quality, respectively. In order to address these needs, the City could use the strategies below in order to ensure that internal policies and practices advance, not hinder, equity within the City's organization.

Relationship to Available Housing Tools

| STRATEGY | TOOL | TIMEFRAME | INFLUENCE |
|--|---|-----------|-----------|
| Address NIMBYism and lack of political will to create affordable, accessible housing at the scale needed | <ul style="list-style-type: none"> Create an education and awareness campaign to effectively communicate the challenges and solutions to inequity Provide resources for community-based organizations | Short | Indirect |

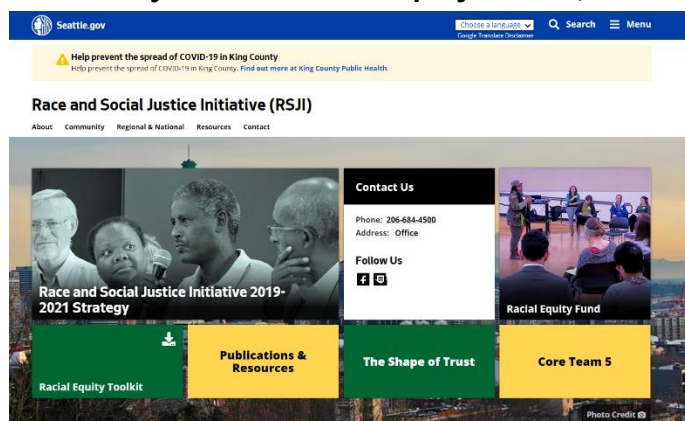
³² <https://mmp.maryland.gov/Lenders/Pages/Income-and-Purchase-Limits.aspx>

³³ <https://collegetownpartnership.org/homeownershipprogram/homebuyers/>

³⁴ <https://collegetownpartnership.org/university-district-vision/>

| | | | |
|--|---|--------|--------|
| Emphasize culture of respect toward those who need affordable housing options | <ul style="list-style-type: none"> • Create a training or webinar resource for employees and departments | Short | Direct |
| Develop standardized tools to assess racial and social equity impacts in capital planning and budget processes | <ul style="list-style-type: none"> • Create an assessment worksheet focused on equity to apply during the review of capital planning projects and the budget process • Use housing impact assessments to understand how new investment affect affordability | Medium | Direct |
| Develop intentional equity action plans across the organization | <ul style="list-style-type: none"> • Embark on a city organization-wide effort to develop a cohesive and strategic plan around equity | Long | Direct |

Case Study: Seattle Racial Equity Toolkit, Seattle, WA



Source: www.seattle.gov/rsji

The City of Seattle was one of the first municipalities in the United States to create a specific policy and toolkit aimed at promoting racial equity in city government. The City Council passed an ordinance in 2009 that directed all city departments to use the Racial Equity Toolkit they developed and apply it to policies, programs, and budget decisions.³⁵ In 2015, the Mayor of Seattle expanded it to be used four times annually, becoming a part of performance measures for department heads.

There are four guiding principles to using the Racial Equity Toolkit: education, identification, creation, and implementation. The process starts with education to provide background information and give an organization a groundwork for the rest of the process. This includes highlighting the importance and power of language and what terms are best used for this work.³⁶ The second principle is identification, which helps to evaluate where your organization currently is and identify areas for improvement. The third and fourth principles, creation and implementation, build off this and help create a plan for improvement and putting those plans into motion. One key element is

³⁵ Seattle Racial Equity Toolkit, The Government of Seattle, June 2012. www.seattle.gov/Documents/Departments/RSJI/RacialEquityToolkit_FINAL_August2012.pdf

³⁶ Seattle Racial Equity Toolkit, The Government of Seattle, June 2012. www.seattle.gov/Documents/Departments/RSJI/RacialEquityToolkit_FINAL_August2012.pdf

community engagement. Engaging the community in this process can help generate ideas and make decisions that can ensure more equitable outcomes.

The Seattle Toolkit has a six-step evaluation tool that can help assess government policies, initiatives, programs, and budget issues. The steps provide a framework to set outcomes, involve stakeholders, determine benefits and burdens, advance opportunity or minimize harm, evaluate, and reporting. This evaluation process helps create measurable outcomes and provides greater accountability.

One major policy that came out of this process is that racial equity trainings are provided to all City boards, commissions and advisory groups to ensure that community representatives apply a racial equity lens in their advisory roles. All employees also are given annual racial equity trainings. Overall, the trainings have been successful with 60% of public employees (around 5,600), noting that they are actively engaged in promoting equity changes in the workplace.

In addition, Seattle has tripled their purchasing dollars to women and minority owned businesses and created interpretation and translation services so non-English speakers can participate in civic life. The City has also created a roundtable group of 25 organizations and public institutions, working together to create racial equity across Seattle. They have also developed 20-30 roles throughout several departments in the government to advance equity in all of Seattle's business lines.³⁷

Applicability to Hyattsville: Highlights a toolkit to examine racial equity in city policies and programs across an organization

²³ Seattle's Race and Social Justice Initiative Policies, Seattle's Race and Social Justice Initiative, 2014. <https://www.seattle.gov/rsji>

Appendix A. Glossary

Affordable housing: Housing is typically considered affordable if total housing costs do not exceed 30 percent of a household's gross income.

Area median income: The analysis in this report primarily relies on area median income, which is an income benchmark calculated and used by the U.S. Department of Housing and Urban Development (HUD), and to understand housing needs and other characteristics by income level. Unless otherwise noted, mentions of "area median income" or "AMI" throughout the rest of this document refers to the HUD-defined standard.

In the case of Hyattsville, "area" refers to HUD-defined Fair Market Rent Area, which encompasses the following counties and cities: District of Columbia, DC; Calvert County, MD; Charles County, MD; Frederick County, MD; Montgomery County, MD; Prince George's County, MD; Arlington County, VA; Clarke County, VA; Fairfax County, VA; Fauquier County, VA; Loudoun County, VA; Prince William County, VA; Spotsylvania County, VA; Stafford County, VA; Alexandria city, VA; Fairfax city, VA; Falls Church city, VA; Fredericksburg city, VA; Manassas city, VA; and Manassas Park city, VA.

Cost burdened: Families who pay more than 30 percent of their income for housing are considered by the US Department of Housing and Urban Development (HUD) to be cost burdened.

Doubling up households: Having one or more adults in addition to the head of household and spouse or partner, such as an adult child living at home, two related or unrelated families residing together, or a parent living with an adult child.

Housing Tenure: The financial arrangements under which a household occupies all or part of a housing unit. The most common types of tenure are ownership and rental.

Housing Unit: A house, an apartment, a group of rooms, or a single room occupied or intended for occupancy as separate living quarters. Separate living quarters are those in which the occupants do not live and eat with other persons in the structure and which have direct access from the outside of the building or through a common hall. Housing units may be permanently occupied, seasonally occupied or vacant.

Overcrowding: The condition of having more than one person per room in a residence, specifically bedrooms and living rooms.

Severely housing cost burdened: Families who pay more than 50 percent of their income for housing are considered by HUD to be severely cost burdened.

Subsidized housing: Public housing, rental assistance vouchers like Section 8, and developments that use Low-Income Housing Tax Credits are examples of subsidized housing. Subsidized housing lowers overall housing costs for people who live in it. Affordable housing and subsidized housing are different, even though they are sometimes used interchangeably.

Appendix B. Community and stakeholder engagement

Stakeholder Interviews

As part of the kickoff for Phase I of the Housing Action Agenda, the team from Enterprise along with the Community and Economic Development staff convened stakeholders for three information gathering sessions with City leaders to better understand the City's vision and specific objectives for housing. The Enterprise team and City staff also met with key stakeholders in the community that can provide unique perspectives on the challenges in providing, developing or maintaining affordable housing in the City of Hyattsville.

Staff and the Enterprise team interviewed each Council member to hear their vision for affordable housing in Hyattsville and what their constituents are saying about affordable housing in the city. Additionally, Staff and the Enterprise team spent a day listening to community voices of targeted groups that either represent people accessing affordable housing or developing affordable housing.

The feedback collected through interviews was used to inform the shaping of subsequent tasks, including the baseline conditions analysis, and inform the development of a criteria to be used to assess priorities moving forward in achieving the City's desired outcomes for housing in a growing market.

A total of 32 stakeholders were interviewed as part of the kickoff for this project. Interviews were conducted at City Hall, prior to the COVID-19 outbreak, on February 20th, 21st, and 26th.

Open House Forum

On June 9th at 7:00 PM the City of Hyattsville hosted a virtual Open House Forum to inform residents of the Housing Action Agenda engagement underway and report out key takeaways from stakeholder interviews and the baseline conditions analysis, assessing Census data. During the community forum three live polls were provided to audience members to collect resident perspectives on housing conditions, shifts in the market, and reactions to the data findings.

Hyattsville residents were the primary audience for the Open House. A recording of the forum presentation along with an English and Spanish version of the presentation slides can be found on the City of Hyattsville website here: <http://www.hyattsville.org/807/Affordable-Housing-Strategy>.

A total of 36 individuals attended the virtual Open House Forum. This count does not include the number of residents who have viewed the recording of the Open House made available on the City's website.

Public Comment Period and Survey

The City of Hyattsville provided a weeklong public comment period to gather additional feedback from Hyattsville residents. Project materials, including the Open House Forum presentation and the forum recording, were made available on the City of Hyattsville website here: <http://www.hyattsville.org/807/Affordable-Housing-Strategy>.

The flash polls provided during the forum were converted to a public survey, which remained open for one week and closed on June 22nd at 5 PM. The City accepted additional comments on the

data findings and housing needs affecting residents. An email address was provided to submit comments for the duration of the comment period.

Hyattsville residents were the primary audience for the public comment period and survey.

The City did not receive additional survey responses during the comment period.

No additional comments were received during the public comment period.

City of Hyattsville: Housing Action Agenda
Phase 1 Summary Report: Appendix B

Interview List

| Date | Name | Organization |
|-------------|--------------------------|---|
| 2/20/2020 | Ron Brooks | City of Hyattsville |
| 2/20/2020 | Ann Barrett | Long & Foster |
| 2/20/2020 | Phil Aftuck | Bernstein Companies |
| 2/20/2020 | Brook Katzen | Urban Investment Partners |
| 2/20/2020 | Robert Gilbane | Gilbane Companies |
| 2/20/2020 | Nkosi Yearwood | Hyattsville Planning Committee |
| 2/20/2020 | John Paukstis | Habitat for Humanity |
| 2/20/2020 | Sarah Reddinger | Habitat for Humanity |
| 2/20/2020 | Stephanie Roodman | Montgomery Housing Partnership |
| 2/20/2020 | Stacie Whitesides | Race & Equity Task Force |
| 2/20/2020 | Latoya Robinson | Race & Equity Task Force |
| 2/21/2020 | Rev. Nathan Hill | University Christian Church |
| 2/21/2020 | Kevin Ward | City of Hyattsville |
| 2/21/2020 | Bart Lawrence | City of Hyattsville |
| 2/21/2020 | Robert Croslin | City of Hyattsville |
| 2/21/2020 | Danny Schaible | City of Hyattsville |
| 2/21/2020 | Ben Simasek | City of Hyattsville |
| 2/21/2020 | Joseph Solomon | City of Hyattsville |
| 2/21/2020 | Erica Spell Wolf | City of Hyattsville |
| 2/21/2020 | Mosi Harrington | Age-Friendly Hyattsville Work Group |
| 2/21/2020 | Mickie Ballotta | Age-Friendly Hyattsville Work Group |
| 2/21/2020 | Lisa Walker | Age-Friendly Hyattsville Work Group |
| 2/21/2020 | Candace B. Hollingsworth | City of Hyattsville |
| 2/21/2020 | Reginald G. Exum | Citi Bank |
| 2/21/2020 | Edouard Haba | City of Hyattsville |
| 2/26/2020 | Jocelyn D. Harris | Housing Initiative Partnership |
| 2/26/2020 | Wil Maxwell | Hyattsville Planning Committee |
| 2/26/2020 | Sarah Basehart | Independence Now |
| 2/26/2020 | Jonathan Mueller | Hyattsville Planning Committee |
| 2/26/2020 | Daniel Peabody | City of Hyattsville |
| 2/26/2020 | Estella Alexander | Housing Authority of Prince George's County |
| 2/26/2020 | Ray Gilley | Housing Authority of Prince George's County |

Key Takeaways and Themes from Interviews

City of Hyattsville Council, Committees, and staff

- The DC region and Hyattsville, in particular, has long been a diverse community with multiple racial and ethnic groups and immigrant communities represented. Across interviews with the City there is recognition that demographics are shifting in Hyattsville. During interviews several Council members reported that Hyattsville is becoming more young, professional, and mostly single. Interviewees also reported that families and married couples looking to build a family and are unable to afford homeownership in DC are increasingly looking to Hyattsville to offer more affordable options. Across interviews with Council it was reported that increases in property taxes are routinely cited anecdotally by seniors as an ongoing concern around affordability.
- Based on Hyattsville's proximity to critical employment centers that are the economic drivers for the region, including the federal government along with the education and medical sectors, making Hyattsville an attractive community for those looking for affordable housing options and are priced out of DC, Montgomery County, or Howard County. Given Hyattsville's connectivity to transit with Metro rail and bus access, its walkability and neighborhood amenities, the City is increasingly attracting higher income households.
- As a result, for low-income households or for those on a fixed income housing affordability is more an immediate issue with anecdotal reports of an uptick in overcrowded conditions and doubled up households.
- Interviews with Council and the Planning Committee reported that the most vocal residents in Hyattsville that the City primarily hears from is not demographically representative of the broader community, and typically are homeowners able to attend Council meetings or public hearings. Apart from these types of touch points with citizens it is unclear what the representative sample and need for affordable housing is in Hyattsville. During multiple interviews it was reported that two public schools in Hyattsville are Title 1, indicating that over half of the students are eligible for reduced and free lunch programs, signaling a need, at the same time these groups are not represented in public meetings, voicing their concerns and experiences with housing.
- Assessing across interviews there is a desire to adopt a collaborative approach with Prince George's County in addressing affordable housing challenges. Future development preserves the character of the neighborhood and done through partnerships with the County to address density and support rental and home ownership options.

Service providers with a geographic focus in Prince George's County and/or Hyattsville

- During interviews with service providers severe housing conditions and housing instability were reported in the City and surrounding areas. Overcrowding is more common with individuals renting rooms in a unit with multiple related and unrelated people living together.
- Multiple barriers have a compounding effect that pushes households into substandard housing, including irregular pay because of shift fluctuations or a gig-based job, legal status, or criminal background history. More frequently service providers are seeing immigrants and new arrivals increasingly encounter housing instability in Hyattsville.
- A majority of students at Nicholas Orem Middle School and Northwestern High School in Hyattsville are eligible for free and reduced lunch. Nicholas Orem Middle School is a community school site for the service provider interviewed and they leverage school-based relationships to access additional services and resources for the whole family. The provider reported seeing an uptick since last

September in their food bank, operated out of their Riverdale Center, and for housing assistance or other housing related resources.

- During interviews with a provider focused on supporting persons with disability it was reported that majority of their clients' main concern is the cost of housing and finding affordable options that meet their needs. Most common challenges encountered by people with disabilities once housing is secured is accessing the space and egress in and out of the home or rooms. For most clients SSI is helpful, but it is not enough to pay for a market rate unit. Typically, SSI is 10 percent of the AMI and requires additional subsidies or vouchers for the unit to be truly affordable. Parkview Manor in Hyattsville is a good example of regulated affordable housing which has direct connectivity to transportation, which is key for people living with disabilities who often rely on public transportation.
- Many of the provider's clients with disabilities live with family members to be able to afford housing, up to 10 percent of clients are homeless, and many are on waiting lists for subsidized housing. Montgomery County recently received additional vouchers but in Prince George's County the waiting list has been closed for last 5 to 6 years.

City of Hyattsville market conditions and development

- An interview with a relator touched on Hyattsville being impacted by the 2008 Recession and a lot of people lost their homes as a result. Now the market has rebounded and a lot of senior homeowners that weathered the Recession cannot afford to stay in their homes. It is common for a home in Hyattsville to receive 10 to 12 offers and the buyers are typically dual income households who are not reliant on government backed programs like FHA loans and down payment assistance programs. The current market disincentives use of these programs when they are competing with buyers who are able to pay cash or above the appraised price. Sellers in Hyattsville have so many options that buyers who use government programs are not going to benefit from the current market. Hyattsville is a highly sought-after community for many given it is one of the few places in the DC region that is affordable and has many community amenities, such as access to metro and a community feel that most other places in the DC area do not have.
- During several interviews with developers it was reported that existing community amenities, including transportation connections with Metro and MARC, different housing submarkets within Hyattsville, walkability, diversity of the stock with new and old buildings, availability of land in West Hyattsville near the Metro station, and the Prince Georges Mall submarket are areas to focus growth with diversity of housing type to meet various needs. Hyattsville is positioned within an employment center with sectors that the engine of the DC regional economy.
- Most common challenges in Hyattsville encountered by developers include lack of clear policy making it difficult to sequence the process with investors and lenders. Developers are required to go through multiple permitting tracks and the County permitting process is not streamlined. The process in DC is favored by developers because it allows them to underwrite the affordable requirements into the project from the onset, which reduces ambiguity in the requirement of affordable units. DC's inclusionary zoning policy is embedded into the financial model which is critical in determining the land value which then determines the rent structure. The process in DC is transparent and consistent and it's the same process for every developer. Prince George's County's site plan requirements and subdivision processes is a hurdle and requirements can change in the midst of the process once the project is already underwritten. However, if the requirements were clear it can be factored into the structuring of the deal from the beginning.

Virtual Open House Forum³⁸

Poll and Survey Question #1

During the Open Housing Forum the first poll question was posed to audience members prior to the presentation on the baseline conditions analysis (data findings).

“For you, what are the top three housing issues in Hyattsville?”

Out of the total 23 live responses during the forum, the top three housing issues ranked with the number one most pressing issue being *affordability*, followed second by *walkability*, and the third tied between *diversity, density, and safety*.

Additional responses that did not reach critical mass to move it up to the top three, however, are interconnected with the top three issues and grouped under affordable housing, adequate housing, and equitable housing, and include:

Affordable housing

- More subsidized housing
- Affordable housing preservation
- Range of affordability
- Supporting aging residents
- Low-income homeowners
- Rent stabilization
- Overcrowding
- Gentrification
- Young families
- Inclusionary zoning
- New development
- Price comparisons
- Incentives

Adequate housing

- Quality of housing stock
- Accessory unit inventory
- Type of housing
- Senior housing
- Modern housing
- Multiple bedrooms
- Lack of diverse housing types

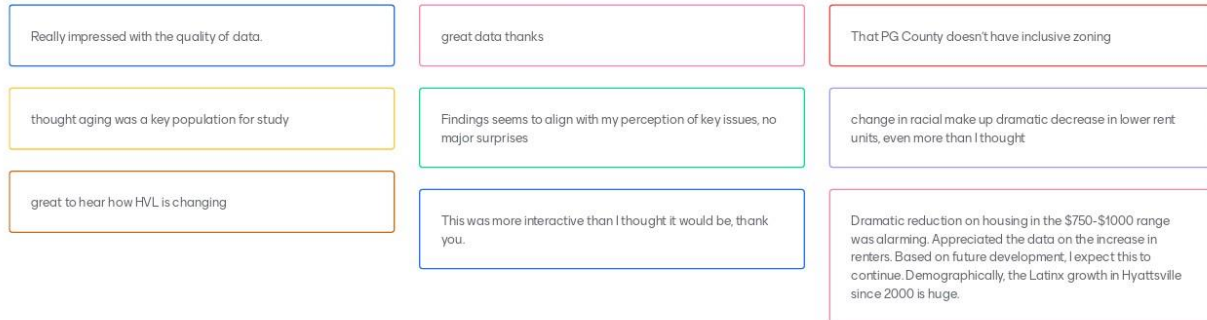
Equitable housing

- Accessibility
- Racial equity
- Transportation
- Walking access to transit
- More density near metro
- Community control

³⁸ Review supporting materials from the Open House Forum – Power Point Slides available on the City of Hyattsville website here: <http://www.hyattsville.org/807/Affordable-Housing-Strategy>.

Based on the presentation, what stood out to you? What was new? Surprising?

Mentimeter



18



The City did not receive additional responses from the public survey made available for one week after the forum. The survey was made available in English and Spanish with the accompanying presentation.

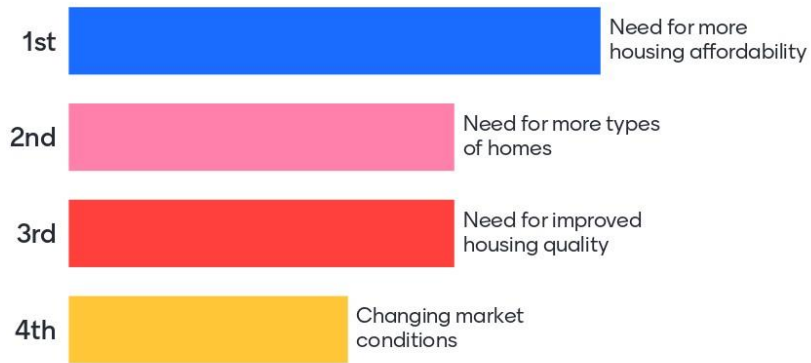
Poll and Survey Question #3

“To you, what finding was most important? Please rank the findings in order of importance.”

Ranking options: 1) need for more types of homes, 2) changing market conditions, 3) need for more housing affordability, and 4) need for improved housing quality.

Out of the 12 live responses during the forum audience members ranked the need for more housing affordability as the most important finding. Second, the need for more types of homes, followed closely by the need for improved housing quality ranked as third most important. Changing market conditions was ranked as the fourth most important finding.

To you, what finding was most important? Please rank the findings in order of importance.



12



The City did not receive additional responses from the public survey made available for one week after the forum. The survey was made available in English and Spanish with the accompanying presentation.

Appendix C. Baseline Conditions Analysis

Introduction

To inform Hyattsville's *Housing Action Agenda*, Enterprise Advisors completed a data-driven analysis of Hyattsville's demographic trends, market conditions, existing supply of affordable housing, housing needs, and pathways to opportunity. This analysis, along with stakeholder engagement and scan of existing local and regional housing tools, will be used to inform the action areas and recommended tools in the city's *Housing Action Agenda*.

Methods

This analysis sought to identify the key housing needs facing Hyattsville's residents; who experiences these needs; and demographic and market trends that may shape housing demand in the city today and in the future.

The analysis in this report focuses on city-level demographic and housing market trends and residents' housing needs. It includes data for other cities in Maryland and Prince George's County to help understand how Hyattsville compares to other jurisdictions.

Most of the analysis in this report is from the following national datasets:

- 2000 and 2010 Decennial Census
- 2014–2018 American Community Survey (ACS) 5-Year Estimates
- 2012–2016 Comprehensive Housing Affordability Strategy (CHAS) from the U.S. Department of Housing and Urban Development (HUD)
- 2020 National Housing Preservation Database
- 2018–2020 Zillow
- Housing and Transportation Index from the Center for Neighborhood Technology

Datasets from the federal sources, such as the Decennial Census and American Community Survey, provide some of the most reliable figures on demographic, economic, social, and housing characteristics. While datasets like the American Community Survey are updated annually, one limitation of these datasets is their data may lag on-the-ground conditions, which is important to understand in changing housing markets like Hyattsville. To supplement federal data sources, this analysis also looked at more recent for-sale data from Zillow, which provides a monthly snapshot of housing market conditions. Other aspects of this project, such as stakeholder interviews and a community forum, provide additional information to understand needs and market dynamics that may not be reflected in this analysis.

This analysis also examines place-based factors, such as school performance, social vulnerability based on socioeconomic characteristics, and resident health at the census tract-level, using pre-populated data from various sources available through PolicyMap.

Future household growth was derived for Hyattsville using forecasts from the Metropolitan Washington Council of Governments based on population distribution from the 2010 Decennial Census. Initial estimates were then adjusted for household characteristics, such as household income and tenure.

A note about Covid-19

It's worth noting that the analysis in this report does not account for effects from the Covid-19 pandemic and resulting health and economic crises. Both the near-term and long-term effects of the pandemic generate uncertainty about individuals' and families' well-being and their economic and housing stability, as well as the fiscal health of local governments.

National experts acknowledge the Covid-19 pandemic is unprecedented, reinforcing uncertainty about how Covid-19 will affect the U.S. housing market, and specifically, the affordable housing industry. Anecdotal evidence suggests the initial impacts are being borne by developers, property owners and managers, renters, especially those earning hourly wages, and persons experiencing homelessness.³⁹ Public health data suggests the people of color make up a disproportionate number of confirmed Covid-19 cases and deaths in Prince George's County, which represents the highest incidence of coronavirus in Maryland.⁴⁰

National housing experts agree on two likely results related to Covid-19:⁴¹

- 3) An increased need for (and potentially renewed focus on) affordable homes among low-income households and vulnerable groups; and
- 4) A delayed housing pipeline due to tighter lending practices and more limited access to capital; delays in public approval processes; and labor and materials shortages

Households in Hyattsville already face housing instability, such as paying more than 30 percent of their income on housing and living in older homes that may need repairs or pose health hazards. These challenges predominantly fall on households with the already limited incomes. The impact of Covid-19 will likely exacerbate this instability, at least in the short-term.

Proactively addressing existing housing affordability and developing systems-level tools to support housing for all walks of life are two ways to promote stability and resilience among residents, both in response to Covid-19 and in the event of future shocks.

³⁹ Donna Kimura. (2020, March 31). "How Covid-19 is Affecting Affordable Housing (So Far)." *Affordable Housing Finance*. Available at www.housingfinance.com/news/how-covid-19-is-affecting-affordable-housing-so-far_o.

⁴⁰ Rachel Chason, Ovetta Wiggins, and John D. Harden. (2020, April 16). "Covid-19 is ravaging one of the country's wealthiest black communities." *Washington Post*. Available at www.washingtonpost.com/local/prince-georges-maryland-coronavirus-health-disparities/2020/04/26/0f120788-82f9-11ea-ae26-989cfce1c7c7_story.html.

⁴¹ Donna Kimura. (2020, March 31). "How Covid-19 is Affecting Affordable Housing (So Far)." *Affordable Housing Finance*. Available at www.housingfinance.com/news/how-covid-19-is-affecting-affordable-housing-so-far_o.

Key Findings

Demographic trends shaping current and future housing needs

Hyattsville is a growing city in a dynamic region, and the city is poised to grow modestly over the next 10 years. Hyattsville offers a comparative advantage in terms of transportation options and job access. However, the city has lost jobs since 2013, and its current employment base is made of lower-earning, service-sector occupations, such as retail. Demographic trends suggest a wider mix of household types, along with increased racial and ethnic diversity.

- The city experienced a 19 percent increase in its total population between 2000 and 2010. However, overall population growth has slowed since 2010. Housing production has largely kept pace with the city's growth. Hyattsville added 1.3 homes for every new household between 2000 and 2018.
- Future population growth will mirror more recent growth patterns, with Hyattsville adding an estimated 407 new residents through 2030. The city will need to add about 340 new housing units—at various price points—between 2020 and 2030 to accommodate these households. While the city's current development pipeline could absorb projected growth overall, it may not be varied enough in price and type to meet the needs of all Hyattsville residents.
- Demographic trends in Hyattsville suggest varied needs by household type along with a more racially and ethnically diverse population:
 - Households with children, who make up 29 percent of all households
 - Single-person households, who make up 27 percent of all households
 - Hispanic households, who make up 40 percent of all households
- Hyattsville's transportation options and job access provide the city with an economic advantage. However, as the city grew in terms of population, it lost about 850 jobs since 2013. This pattern—fewer jobs but more people—suggests that many new residents are living in Hyattsville but working elsewhere in the Washington, DC region, taking advantage of the city's location and connectivity to other parts of the region, with the largest shares working in other parts of Prince George's County.
- Households with annual incomes of \$125,000 or higher represented the largest growth in income groups living in Hyattsville. Between 2013 and 2018, this income group increased by 63 percent and now account for more than one-fifth of all households in Hyattsville. About the same share of households (20 percent) earn less than \$35,000. At this income, these households would qualify as extremely low-income based on income standards used by the U.S. Department of Housing and Urban Development (HUD).
- Many Hyattsville residents work in sectors with median wages on the lower end of the income spectrum. Forty-one (41) percent of Hyattsville residents work in the arts, entertainment, recreation, accommodation, and food services; construction; retail trade; or other service sectors. Median wages in these sectors range from \$23,461 (retail trade) to \$34,579 (construction).

Hyattsville's housing market

Housing market measures—including vacancy, rents, and home values—suggest an increasingly strong housing market in Hyattsville. The city's housing market is characterized by low vacancy rates and increased rents and home values between 2013 and 2018, with the largest gains in higher-cost homes.

- In Hyattsville's housing market, renters are becoming a large share of the city's households, and the largest gains have been in higher-cost rental units (those renting for more than \$1,250). Due to rent increases, Hyattsville has fewer rental units priced between \$750 and \$999. These

dynamics may be partially explained by the city's market rebounding from The Great Recession and increased demand among households for rental units.

- Hyattsville's homeownership market also experienced gains in homes valued at \$300,000 or more, with large gains in homes valued between \$400,000 and \$499,999 and \$500,000 or higher between 2013 and 2018 (although these homes still make up a small proportion of the city's owner-occupied supply). Short-term, for-sale trends from Zillow show steep increases in for-sale homes in the first two months of 2020.
- Single-family homes are the most common housing type in Hyattsville; these homes make up 41 percent of the city's housing supply. However, the city offers a wider range of housing types (namely smaller and larger multifamily buildings) compared with Prince George's County, where homes are predominately single-family.

Housing needs

Due to increasing rents and home values, coupled with Hyattsville residents working in lower-wage occupations, many households in Hyattsville are paying a large-share of their income toward housing costs each month. More than one-third of households in Hyattsville pay at least 30 percent of their income on housing.

- Overwhelmingly, lower-income households in Hyattsville experience cost-burdens at higher rates and more severely compared to moderate- and higher-income households. Nine out of ten households making less than \$20,000 annually are cost-burdened, and most of these households (73 percent) are severely cost-burdened.⁴²
- Renters living in Hyattsville are more likely to experience cost-burdens than homeowners with a mortgage. In 2018, 43 percent of renters were cost-burdened compared with 31 percent of homeowners.
- Publicly assisted housing typically serves households earning less than 80 percent of area median income (roughly \$80,000 for a family of four in the region, based on HUD-defined income limits). This type of housing represents a small number of rental units in Hyattsville: 248 total units at three properties.
- Most homes (72 percent) in Hyattsville were built before 1980. In addition to a need for ongoing upkeep, homes built before 1978 may pose health hazards to residents living in them. A high risk of lead exposure, based on national rankings, and the prevalence of chronic health conditions, such as asthma, among Hyattsville residents reinforce the need for healthy, safe homes there.

⁴² A household that pays more than 30 percent of their gross income on housing is considered "cost-burdened." If they pay more than 50 percent of their gross income on housing, they are considered "severely cost-burdened."

Demographics

Population changes

Hyattsville is home to over 18,000 permanent, full-time residents.⁴³ From 2000 to 2018, the city experienced steady population growth, with a net gain of 3,476 residents.⁴⁴ The city experienced a majority (81 percent) of this growth between 2000 and 2010, growing by 19 percent (or 2,824 residents). From 2010 to 2018, the population has seen more modest population growth, growing 4 percent (or 652 residents).

When compared to Hyattsville, between 2000 and 2010,⁴⁵ College Park experienced a slightly higher population growth rate, by 23 percent, while Takoma Park decreased by 3 percent. Like Hyattsville, from 2010 to 2018, both cities had population growth of 2–3 percent.

Population by race and ethnicity

Throughout the past two decades, demographics in Hyattsville have shifted, with Hispanic residents being the primary driver for the population growth.⁴⁶ Between 2000 and 2018, Hispanic residents saw an increase of 4,535 new residents, while non-Hispanic residents decreased by 1,059 residents.

In 2000, black residents were the largest share of Hyattsville's population (40 percent) and white residents were the second largest share (35 percent). Between 2000 and 2010, black residents grew by 3 percent growth (158 residents), while white residents decreased by 17 percent (889 residents). During this time frame, the Hispanic population more than doubled in size, jumping from 2,673 residents to 5,972 residents (123 percent growth). Most of this growth occurred between 2000 and 2010. As of 2018, Hispanic residents account for 40 percent of the city's total population share (see Figure 1), making it the largest racial or ethnic group in Hyattsville.

Notably, while 2 percent of Prince George's County population lives in Hyattsville, 4 percent of Prince George's County's Hispanic residents live in the city. In other words, the city has a disproportionate share of Hispanic residents relative to the rest of the county.

The high share of Hispanic residents in Hyattsville is not mirrored in nearby cities. In College Park and Takoma Park, Hispanic residents make up a much smaller share of their populations: 14 and 11 percent respectively.

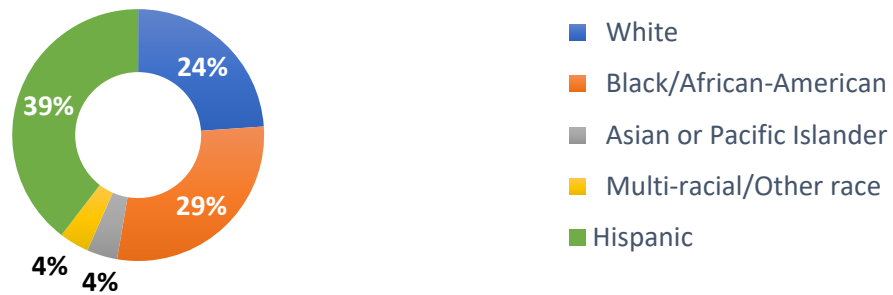
⁴³ 2014-2018 American Community Survey 5-Year Estimates

⁴⁴ 2000 and 2010 U.S. Census Summary File 1; 2014-2018, American Community Survey 5-Year Estimates

⁴⁵ 2000 and 2010 U.S. Census Summary File 1

⁴⁶ 2000 and 2010 U.S. Census Summary File 1; 2014-2018, American Community Survey 5-Year Estimates

Figure 1. Total population by race and ethnicity (share), Hyattsville, MD (2018)



Source: 2014-2018, 5-Year American Community Survey 5-Year Estimate, Table B03002

Population by age

The median age for Hyattsville is 34 years old, meaning about half of the city’s population is under 34 and half is older than 34.⁴⁷ Prince George’s County and Takoma Park have an older median age, at 36.8 and 38.6 years old, respectively. College Park has a much younger population, with a median age of 21.6, and 51 percent of their population falls between the ages of 18 to 24 years (attributable to the University of Maryland).

Many of Hyattsville’s residents are children and youth (see Figure 2): One in four Hyattsville residents is under 18 years old, including more than 3,000 children and youth of school age (5-17 years old). A smaller share (9 percent) of Hyattsville are seniors aged 65 years or older. The city’s share of seniors is slightly smaller than Prince George’s County overall, where 12 percent of residents are 65 years or older.

Figure 2. Total population by age (share), Hyattsville, MD (2018)



Source: 2014-2018, American Community Survey 5-Year Estimates, Table B01001

Households and families

Married couples without kids and individuals living alone under 65 are the most common household types in Hyattsville, each representing 22 percent of total households. Households with children make up 29 percent of total households, which includes married couples with children (18 percent) and single parents (10 percent).

⁴⁷ 2014-2018 American Community Survey 5-Year Estimates

Around 27 percent of all individuals in Hyattsville live alone. Most of these individuals are under 65 years old (four out of every five of individuals living alone). A small share of individuals aged 65 years or over live alone (6 percent) relative to other household types in Hyattsville.

Population by disability

In 2018, around 8 percent (1,435 residents) of Hyattsville residents had type of disability.⁴⁸ Around four out of five residents with a disability are 35 years or older (seen Figure 3).

The most common disability for Hyattsville residents is an ambulatory disability (683 residents). Individuals with an ambulatory disability are defined by HUD as individuals having serious difficulty walking or climbing stairs.⁴⁹ Individuals with ambulatory disabilities more likely to need housing with modification to accommodate their needs.

Figure 3. Population by disabilities, Hyattsville, MD (2018)



Source: 2014-2018, American Community Survey 5-Year Estimate, Table S1810

Household tenure

In 2000, Hyattsville had slightly more homeowners than renters⁵⁰ (2,833 owners and 2,707 renters). In 2000, the homeownership rate was 51 percent.⁵¹ Tenure—whether someone rents or owns—has shifted slightly since 2000. From 2000 to 2018, Hyattsville experienced a net increase of 700 renters; as of 2018, more than 3,400 households rent in the city and renters make up 53 percent of all households.⁵²

As of 2018, Hyattsville’s homeownership rate (47 percent) is slightly higher than College Park (44 percent), but lower than Takoma Park (53 percent) and Prince George’s County (62 percent).

Household tenure by age

Homeowners in Hyattsville are generally older than renters. As of 2018, almost half (48 percent) of homeowners were over the age of 55 years old with roughly one out of every four (22 percent) homeowner over that age of 65 years old (see Figure 4). This age group also has the highest homeownership rate (68 percent). Age groups under that age of 45 years old have homeownership rates lower than the City rate.

⁴⁸ The ACS categorizes disability in six types: hearing difficulty, vision difficulty, cognitive difficulty, ambulatory difficulty, self-care difficulty, and independent living difficulty.

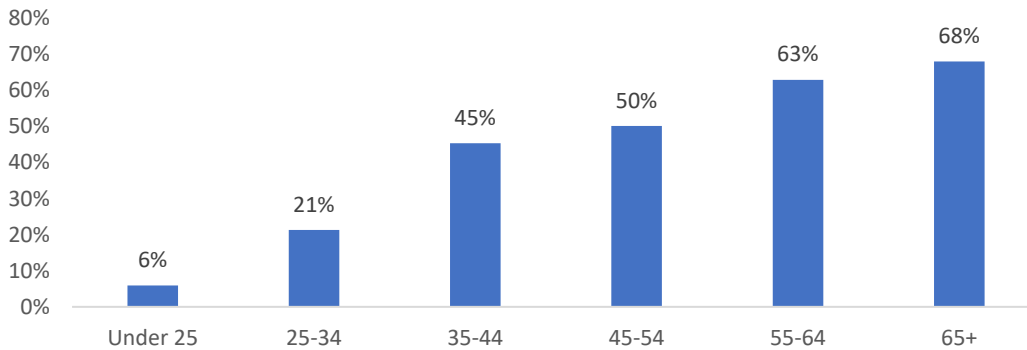
⁴⁹ <https://www.census.gov/topics/health/disability/guidance/data-collection-acs.html>

⁵⁰ HUD defines renter occupied – All occupied housing units which are not owner occupied, whether they are rented or occupied without payment of rent, are classified as renter occupied. This includes multifamily units and single-family homes for rent.

⁵¹ 2000 U.S. Census Summary File 1

⁵² 2014-2018, American Community Survey 5-Year Estimates

Figure 4. Homeownership rate by age, Hyattsville, MD (2018)



Source: 2014-2018, American Community Survey 5-Year Estimate, Table B25007

Homeownership by race and ethnicity

From 2010 to 2018, Hyattsville’s homeownership rate between white, black and Hispanic households has widened. From 2010 to 2018, white homeownership rate has increased from 70 percent to 77 percent, while Hispanic homeownership rate had a sharp decline from 59 percent to 28 percent. During this time period, black or African American households have maintained a homeownership rate of 36 percent.

As of 2018, Hyattsville’s Hispanic homeownership rate (28 percent) is significantly lower than College Park (44 percent), Takoma Park (48 percent) and Prince George’s County (47 percent). Hyattsville’s black homeownership rate is slightly lower than College Park (39 percent) and Prince George’s County (61 percent), but higher than Takoma Park (21 percent). Hyattsville’s white homeownership rate (77 percent) is comparable to Takoma Park (78 percent) and Prince George County’s (76 percent).

Household income

In 2018, the median household income for Hyattsville was \$77,097. The median household income for Hispanics residents was \$65,022, for white households \$94,323 and for black households \$76,152.

One out of every five households in Hyattsville has an annual income below \$35,000 (20 percent). Similar, 23 percent of Hispanic households had an annual income under \$35,000. Households making below \$37,800 are considered extremely low-income according to HUD-define income categories.⁵³

Twenty-three (23) percent of households in Hyattsville have an annual income of \$125,000 or higher. Between 2013 and 2018, this income group increased by 63 percent (or 575 new households).⁵⁴ Hyattsville experienced growth in these higher-income households, but there is still a sizeable number of lower incomes households, especially extremely low-income households (see Figure 5).

⁵³ Income Limits are based on FY 2020 Fair Market Rent (FMR) for the Washington-Arlington-Alexandria Area with the following AMIs, \$37,800 is the 30% AMI, \$63,000 is 50% AMI, \$79,600 is 80% AMI, and \$126,000 is 100% AMI.

⁵⁴ 2009-2013 & 2014-2018, American Community Survey 5-Year Estimates

Figure 5. Household Income Proportions, Hyattsville, MD (2018)

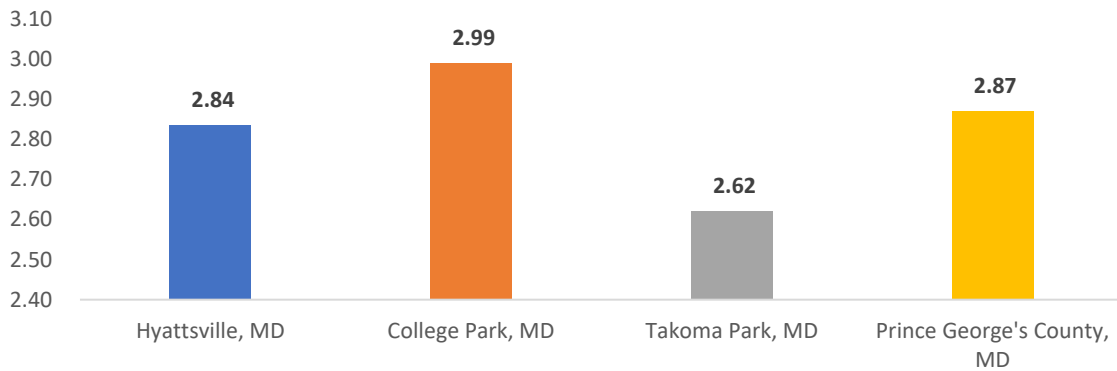


Source: 2014-2018, American Community Survey 5-Year Estimate, Table B19001

Household size

As of 2018, the average household size in Hyattsville is 2.83 persons per household—slightly smaller than the average household in Prince George’s County (see Figure 6). The average owner household is getting smaller, while the average renter household is getting larger. From 2013 to 2018, the average owner-occupied household dropped from 3.16 to 2.85 persons per household. On the other hand, the average renter household increased from 2.57 to 2.82 persons per household.

Figure 6. Average Household Size, Select Jurisdictions (2018)



Source: 2014-2018, American Community Survey 5-Year Estimates, Tables B250101

Employment trends

Hyattsville's Job Base (At-Place Employment)⁵⁵

As of 2018, there was an estimated 12,118 jobs located in Hyattsville.⁵⁶ Most of these jobs are filled by people living outside the city. Service jobs—namely those in retail trade (21 percent) and those in the educational services, healthcare, and social assistance sector (16 percent)—make up much of the city's job base (see Figure 7).

One out of every five jobs (21 percent) is in retail, making it the largest employment sector in Hyattsville. The median wage for retail trade is \$23,461 annually, much lower than the city's median wage of \$40,865.¹¹ This gap in wages makes it challenging for an individual working in the retail trade sector to find affordable housing in the city, where there is a small supply of homes priced for extremely low-income households.

The job base in Hyattsville decreased by 846 jobs (or 6.5 percent) between 2013 and 2018.⁵⁷ These losses occurred in the following sectors:

- Professional and business services sector (21 percent decrease)
- Information, finance, insurance, and real estate sector (21 percent decrease)
- Arts, entertainment, recreation, accommodation and food services sector (20 percent decrease)

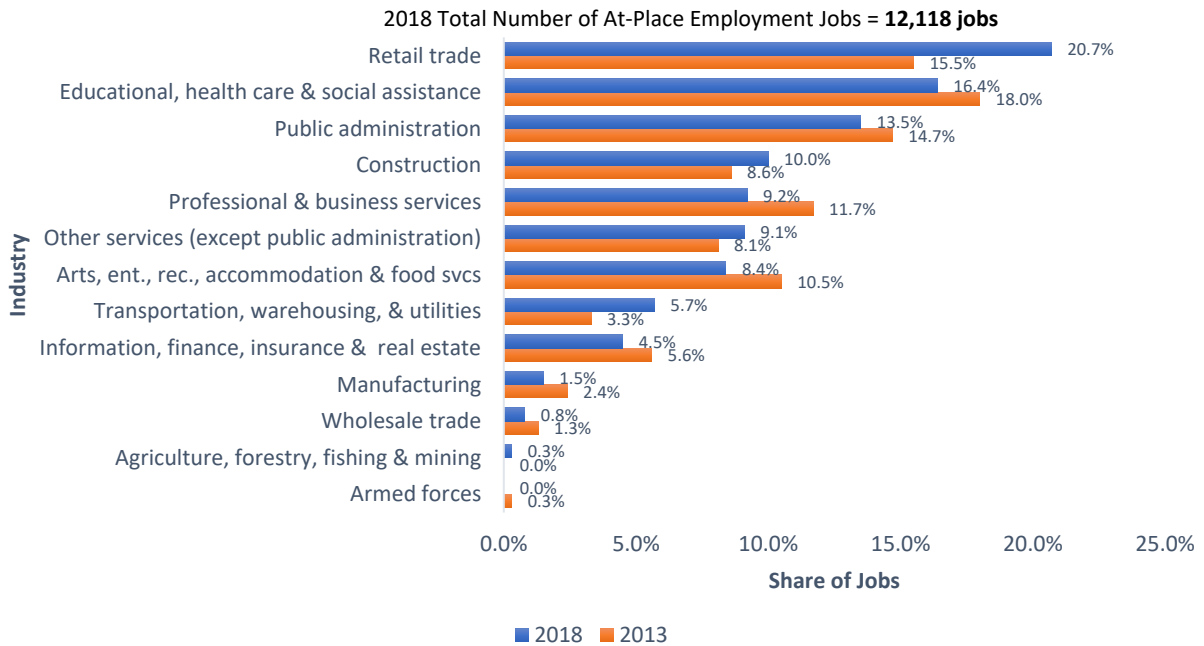
During the same time period, the number of jobs in the transportation and retail sectors increased, by 73 and 34 percent respectively.

⁵⁵ At-Place Employment represents all jobs, both full-time and part-time, within Hyattsville. This is considered Hyattsville's job base.

⁵⁶ Median income includes the income of the householder and all other individuals 15 years old and over in the household, whether they are related to the householder or not. Median incomes include wages. Median wages is comprised of total money earnings an individual received for work performed as an employee during the past 12 months.

⁵⁷ 2009-2013 & 2014-2018, American Community Survey 5-Year Estimate

Figure 7. At-Place Employment by Industry, Hyattsville, MD (2018)



Source: 2009-2013 & 2014-2018, American Community Survey 5-Year Estimates, Tables S0804

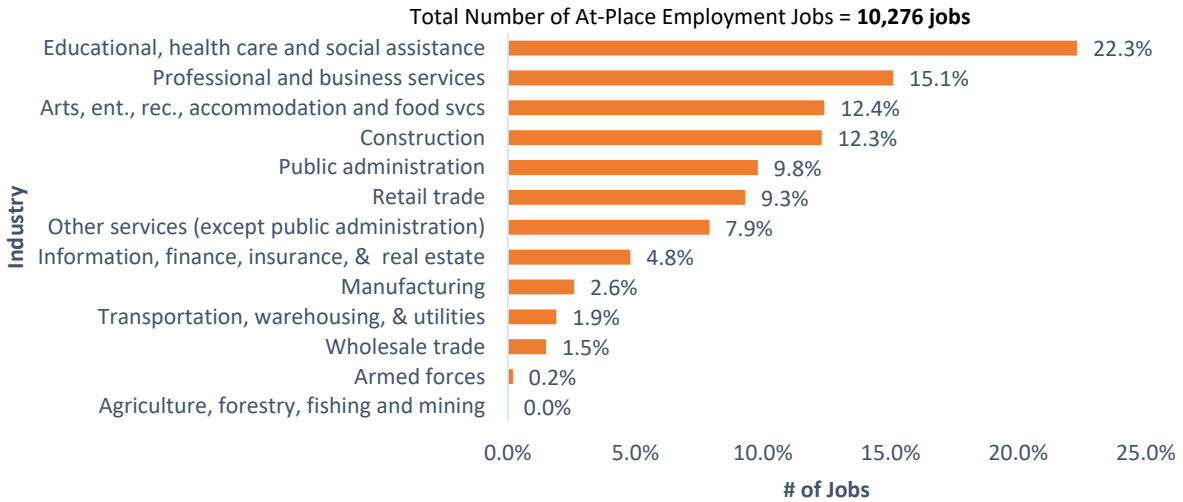
Employment among Hyattsville’s Residents

As of 2018, an estimated 10,276 Hyattsville residents were employed. The unemployment rate for this time period was 4.9 percent.⁵⁸ The largest share of Hyattsville residents work in the educational services, healthcare, and social assistance sector, representing one in five residents living in the city (see Figure 8). The next largest share (15 percent) work in the professional and business services sector.

Both these sectors have higher median wages than the retail sector, the most common sector in Hyattsville. The gap between what retail workers earn (see Table 1) and what they need to earn to afford housing in the city could be a reason they do not live in the city.

⁵⁸ 2014-2018, American Community Survey 5-Year Estimate, an estimated 540 residents were unemployed.

Figure 8. Resident Employment by Industry, Hyattsville, MD (2018)



Source: 2014-2018, American Community Survey 5-Year Estimate, Tables S0802

Table 1. Median Wage by Industry, Hyattsville, MD (2018)

| Industry ⁵⁹ | Share of Hyattsville Employment | Median Wage 2018 |
|--|---------------------------------|------------------|
| Educational, health care and social assistance | 22.3% | \$ 42,623 |
| Professional and business services | 15.1% | \$ 50,602 |
| Arts, ent., rec., accommodation and food svcs | 12.4% | \$ 25,332 |
| Construction | 12.3% | \$ 34,579 |
| Public administration | 9.8% | \$ 82,583 |
| Retail trade | 9.3% | \$ 23,461 |
| Other services (except public administration) | 7.9% | \$ 31,034 |
| Information, Finance, insurance, & real estate | 4.8% | \$ 50,800 |
| Manufacturing | 2.6% | \$ 43,185 |
| Transportation, warehousing, & utilities | 1.9% | \$ 45,060 |
| Wholesale trade | 1.5% | \$ 50,250 |
| Median Earnings | | \$40,865 |

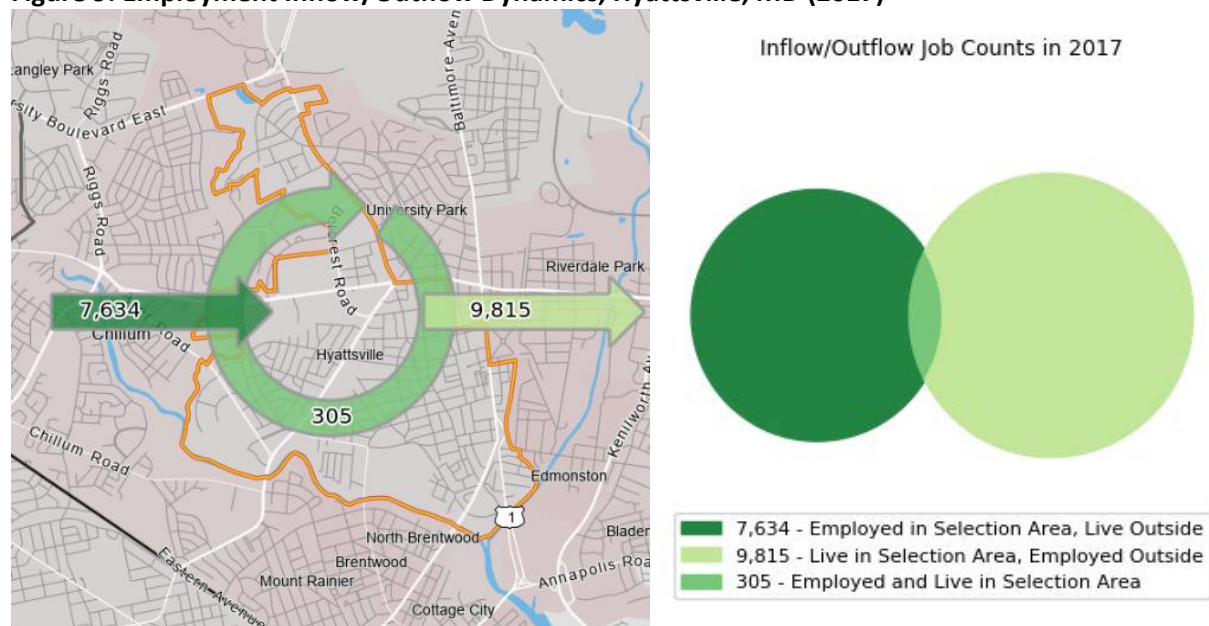
Source: 2014-2018, American Community Survey, 5-Year Estimate, Tables S2413

⁵⁹ 2014-2018, American Community Survey, 5-Year Estimate, Tables S2413, only includes civilian employed population, the remaining share of the job base is armed forces, that has a margin of error of .02%. The agriculture, forestry, fishing and mining job sector is estimated to be 0% of the total job share with a margin of error of .03%. Both these factors explain why the sum of the share employment does not add to 100%.

Commuting Patterns

According to OntheMap, which measures commuting patterns, only 305 Hyattsville residents (3 percent) both live and work in Hyattsville.⁶⁰ As a result, most residents (97 percent) are commuting elsewhere to work, and most workers at employers located in the city come from elsewhere (nine out of ten workers) (see Figure 9).⁶¹

Figure 9. Employment Inflow/Outflow Dynamics, Hyattsville, MD (2017)



Source: U.S. Census Bureau, OnTheMap Application and LEHD Origin-Destination Employment Statistics (Beginning of Quarter Employment, 2nd Quarter of 2017).

There are several reasons for these commuting patterns. Hyattsville is small in terms of land area, just under 3 square miles; is home to a small share of regional jobs; and experienced a decline in its total jobs from 2013 to 2018. The city is part of the larger Washington, DC metropolitan region, home to 565,727 jobs. Nearly 8 percent of Hyattsville workers commute from Washington, DC. Most Hyattsville residents commute elsewhere in Prince George’s County (43 percent), followed by Washington, DC (37 percent) and Montgomery County (15 percent).⁶²

Takoma Park has similarities to Hyattsville in land size (2.09 square miles), job count (8,266 Takoma Park residents employed) and commuting patterns, with a small share of residents living and working in the

⁶⁰ OntheMap combines datasets from the Quarterly Census for Employment and Wages (QCEW), Unemployment Insurance (UI) Wage Records, Census Bureau and the LEHD Origin-Destination Employment Statistics (LODES). LODES most recent dataset accounts for the 2017. The combination of time-lag and different datasets explains the difference between the 2017 job count here and the 2018 job count mentioned earlier in the report.

⁶¹ In the map above, worker flow dynamics are symbolized by the green arrows. Workers employed in Hyattsville but living outside the city are represented by the dark green arrow entering the city. Workers employed outside the city but living in Hyattsville are represented by the lighter green arrow leaving the city. Workers that live and work in Hyattsville are represented by the circular arrow surrounding the selection marker. The flow arrows do not indicate geographic directionality of worker flows. Additionally, 2017 is the most recent data available for OntheMap.

⁶² It is worth noting that on the city scale, the next largest share of Hyattsville residents (4 percent) commute to a College Park.

City of Hyattsville: Housing Action Agenda
Phase 1 Summary Report: Appendix D

city (3.5 percent). Additionally, nearly 9 percent of Takoma Park workers commute from Washington, DC and most Takoma Park residents (39 percent) commute to Washington, DC.

College Park's land area (5.68 square miles) is twice the size of Hyattsville but has almost the same job count (8,024 College Park residents employed). A little over 7 percent of College Park workers commute from Washington, DC, and most College Park residents (17 percent) commute to Washington, DC. The difference between Hyattsville and College Park is that 11 percent of College Park residents are living and working in the city. The University of Maryland is in College Park which could attribute to the higher percentage of residents being able to live and work in the same area.

Housing Characteristics

Household Units and Occupancy

As of 2018, Hyattsville has 6,915 housing units. From 2000 to 2018, Hyattsville added 1,120 new housing units, an increase of 19 percent.⁶³ During the same timeframe, total households grew by 16 percent (or 874 households). This suggests that the production of new homes has been keeping pace with overall household growth.

From 2000 to 2018, nearby jurisdictions have seen different housing unit trends. College Park had a higher growth of housing units (24 percent), while Takoma Park experienced a loss of housing units (4 percent).

Of the 6,915 housing units in the City, 7 percent (501 units) are vacant.⁶⁴ This vacancy is comparable to Prince George's County (7 percent) and lower than College Park (9 percent). Takoma Park had a slight lower vacancy rate (5 percent).

Among these vacant units, a majority (304 units) are vacant due to other reasons: foreclosure; personal, legal proceedings; preparation to rent/sell; storage; needed repairs; abandonment; or possibly soon to be demolished or condemned units.

The remaining vacant housing units are either waiting to be rented (180 units) or rented but not occupied (17 units). The rental vacancy rate for Hyattsville is 5 percent, while the home vacancy rate is zero. The rental and homeowner vacancy rate suggest a tight housing market, with few homes available at any given time. Prince George's County has a similarly tight housing market: The county's homeowner vacancy rate is 1.6 percent and rental vacancy rate is 5.9 percent.⁶⁵

Housing Types

Homes available in Hyattsville are split between single-family homes (51 percent) and multifamily buildings (49 percent). Small multifamily buildings (3-19 units) make up 30 percent of the existing housing units—a higher share than College Park (9 percent), Takoma Park (22 percent), and Prince George's County (23 percent). Single-family detached homes make up the largest share of homes, at 41 percent (see Figure 10).

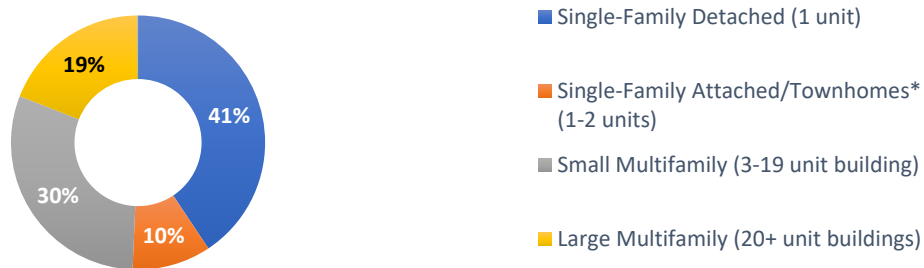
Large multifamily buildings make up 19 percent of Hyattsville's housing stock. Compared to College Park and Takoma Park, Hyattsville a lower share of large multifamily building (20+ units), but a higher share than Prince George's County (9 percent).

⁶³ 2000 and 2010 U.S. Census Summary File 1; 2014-2018, American Community Survey 5-Year Estimate

⁶⁴ 2014-2018, American Community Survey 5-Year Estimate

⁶⁵ Some vacant units are excluded when calculating for rental and owner vacancy rate. These units are considered when calculating the overall vacancy rate for the City. That is why there can overall vacancy rate of 7% but a 5% and 0% owner and rental vacancy. These units off the market due to various reasons.

Figure 10. Housing Type, Hyattsville, MD (2018)



Source: 2014-2018, American Community Survey 5-Year Estimate, Table B25024 *includes duplexes

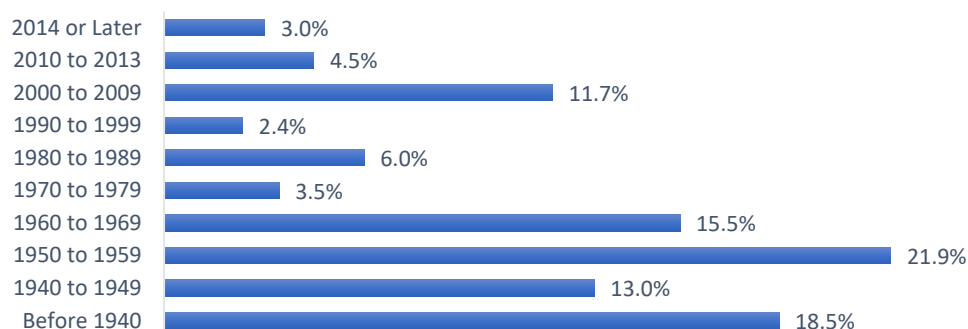
Age of Structure

Most of the housing stock in Hyattsville dates back 40 years or more (see Figure 11).⁶⁶ More than half of Hyattsville’s existing housing stock (53 percent) was built prior to 1960 and almost one out of every five homes were built before 1940.

Fewer units were built between 1970 and 2000 in Hyattsville, with the fewest units built in the 1990s. Only 2 percent of the city’s housing supply was constructed between 1990 and 1999. Hyattsville experienced an increase in housing construction between 2000 to 2009, when 11 percent of its housing supply was constructed, with more modest housing production starting in 2010.

Homes built before 1978 may have lead-based paint or related health hazards. Around 72 percent of building in Hyattsville were built prior to 1980, suggesting these properties may pose health hazards to residents living in them.

Figure 11. Year Built of Housing Units, Hyattsville, MD (2018)



Source: U.S. Census Bureau, 5-Year American Community Survey, Table B25034

⁶⁶ 2014-2018, American Community Survey 5-Year Estimate

Local Market Conditions

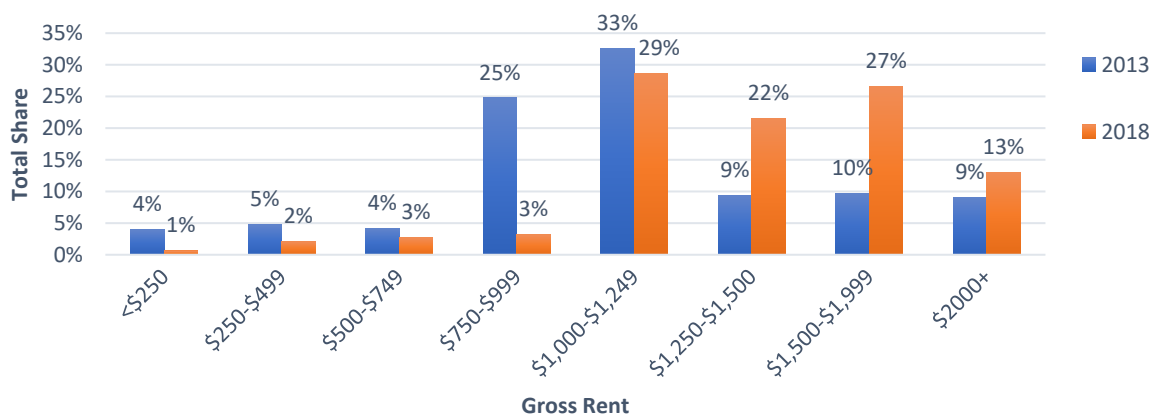
Rental Market

In 2018, the median rent for Hyattsville was \$1,389.⁶⁷ Rents have been rising in Hyattsville. Between 2013⁶⁸ and 2018, rents increased leaving fewer lower-cost units (see Figure 12).⁶⁹ All rental units⁷⁰ priced under \$1,249 saw a decline. The sharpest decline in rental units occurred in the \$750-\$999 priced units, where there was 87 percent loss (-697 units). In 2013, rental units priced at \$750-\$999 represented 25 percent of rental housing stock (805 units). In 2018, they only represented 3 percent of the rental housing stock (108 units).

Between 2013 and 2018, rental units priced at \$1,250 or higher increased. Rental units priced at \$1250-\$1,499 and 1,500-\$1,999 saw the biggest increase, by 142 percent (431 units) and 186 percent (589 units). Recent completed developments of apartments like the Edition at Editors Park, contribute to higher priced units.

Prince George’s County rental market reflects similarities to Hyattsville. Both the City and County have around 40 percent of their rental units renting at \$1,500 or more per month. College Park and Takoma Park on the other hand, maintain lower priced rental units. For example, College Park and Takoma Park have 15 and 17 percent of their rental units renting at \$750-\$999 per month.

Figure 12. Housing Units by Monthly Gross Rent, Hyattsville, MD (2013-2018)



Source: 2009-2013 & 2014-2018, American Community Survey 5-Year Estimates, Table B25063

A snapshot of shorter-term rental market trends since 2018 affirm the trends between 2013 and 2018. A family or person looking to rent a unit in a multifamily property at the start of 2018, would have a

⁶⁷ 2014-2018, American Community Survey 5-Year Estimate

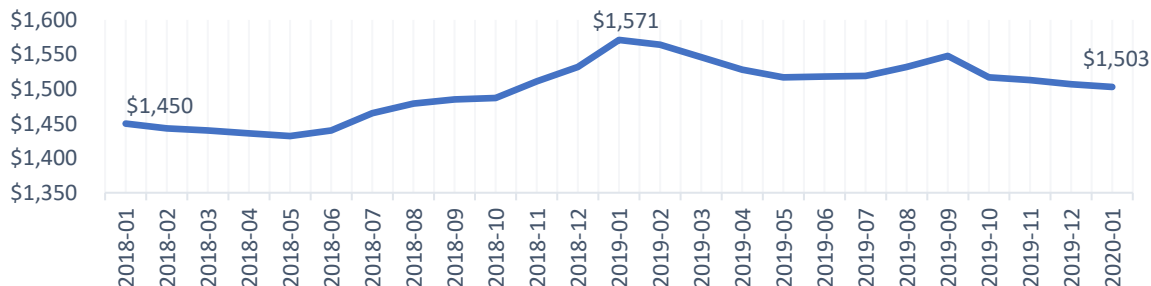
⁶⁸ These are 5-Year estimates, 2009-2013 covers the end of the foreclosure crisis and recession, where rental and home values were depressed throughout Prince George’s County. Most likely these lower rental units may have shift towards a higher rent level, which could be a sign of market recovery.

⁶⁹ 2009-2013 & 2014-2018, American Community Survey 5-Year Estimate

⁷⁰ Rental units are defined by HUD as all occupied housing units which are not owner occupied, whether they are rented or occupied without payment of rent. This includes both multi-family units and single-family homes for rent.

median rent of \$1,450.⁷¹ At the start of 2020, median rent was set at \$1,503, almost a 4 percent increase from 2018 (see Figure 13).

Figure 13. Median Rents at Multifamily Rental Properties, Hyattsville, MD (2018-2020)



Source: Zillow, January 2018 – 2020

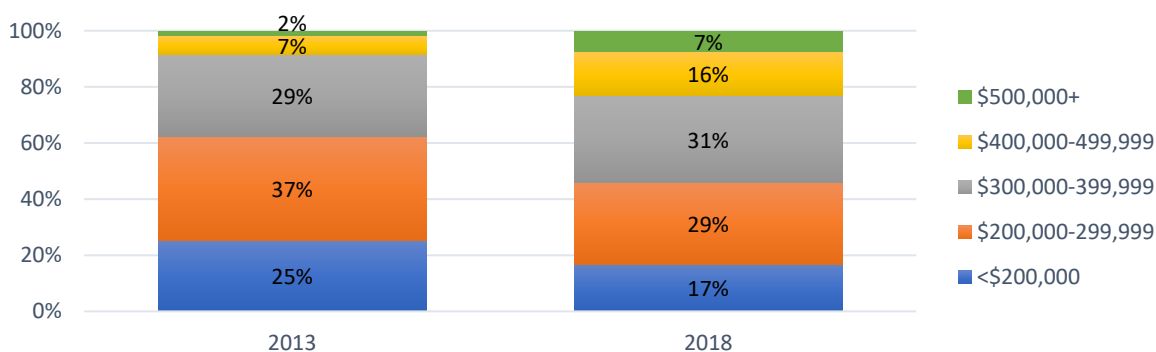
Homeownership Market

In 2018, the median home value for an owner-occupied home in Hyattsville was \$313,500.

Home values in Hyattsville have increased since 2013. Between 2013 and 2018, homes valued under \$300,000 have decreased, and homes valued over \$300,000 have increased significantly (see Figure 14).⁷² The number of homes valued over \$500,000 more than tripled during this time period (although these homes still make up the smallest total share of owner-occupied homes). The number of homes valued between \$400,000 and \$499,999 more than doubled during this same time period, and they account for 16 percent of all owner-occupied homes in Hyattsville.

Home values in Hyattsville and Prince George’s County are relatively similar, with one notable difference. Prince George’s County a higher share of homes priced under \$300,000 (54 percent) compared to the city (46 percent).

Figure 14. Change in Owner-Occupied Homes by Home Value, Hyattsville, MD (2013-2018)



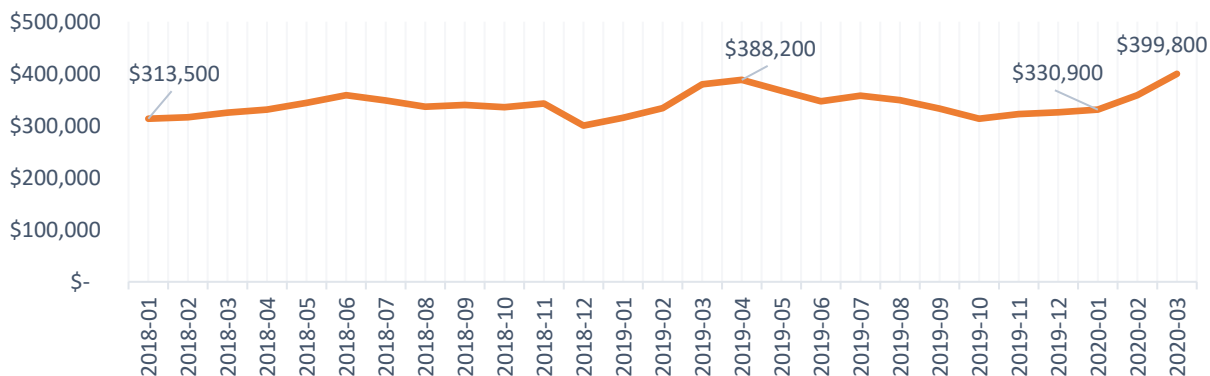
Source: 2009-2013 & 2014-2018, American Community Survey 5-Year Estimates, Table B25075

⁷¹ 2018-2020, Zillow

⁷² 2009-2013 & 2014-2018, American Community Survey 5-Year Estimate

Short-term, for-sale market trends suggest increases in median home sales price. In March 2020, the median home sale price was \$399,800.⁷³ That is a 28 percent increase from the January 2018, when the median home sales price was \$313,500. It is worth noting that in January 2020, the median home sales price was \$330,900, showing this increase largely occurred since the beginning of 2020 (see Figure 15).

Figure 15. Median Home Sale Price, Hyattsville, MD (2018-2020)



Source: Zillow, January 2018 – 2020

Home Price Appreciation

From 2013 to 2020, higher priced homes had a higher home price accumulation, however, the appreciation rate was substantially higher for lower priced home (seen in Table 2). In other words, proportionally, lower tier home values increased the most in price. In the 2020 ULI Report, Why the Most Affordable Homes Increased the Most in Price,⁷⁴ from 2000 to 2019, the appreciation rate was highest amongst low-tier homes nationwide.

Table 2. Home Price Appreciation, Hyattsville, MD (2020)

| Tier (Average Home Price) | Jan 2013-Mar 2020 Appreciation (\$) | Jan 2013-Mar 2020 Appreciation (%) |
|---------------------------|--|---------------------------------------|
| Low Tier (\$290,000) | \$140,000 | 93% |
| Moderate Tier (\$366,000) | \$156,000 | 74% |
| High Tier (\$442,000) | \$166,000 | 60% |

Source: Zillow, January 2013 – 2020

Evictions

In 2016, 71 renters in Hyattsville were evicted from their homes. Evictions are landlord-initiated, involuntary moves towards renters that can happen for several reasons, however, most happen when tenants cannot or do not pay their rent.⁷⁵

Hyattsville’s eviction rate (1.84 percent) is higher than College Park (1.5 percent) but lower than Prince George’s County (3.74 percent). Hyattsville eviction rate and reached its highest rate in 2012 at 2.57 percent.

⁷³ 2018-2020, Zillow

⁷⁴ 2020 ULI Research Report, Why the Most Affordable Homes Increased the Most in Price between 2000 and 2019

⁷⁵ Eviction Lab (2009 - 2016).

Eviction filings is the result of a landlord attempting to evict tenants. In 2016, nearly 2,500 evictions were filed in Hyattsville. The eviction filing rate reached it higher rate in 2011 at 78.5 percent and since has slowly decreased to 63.9 percent in 2016. Eviction filings only represent the formal court-ordered eviction process. This does not account for informal evictions, such as landlords changing locks or threatening to call law enforcement or immigration.

Evictions can have long last ramifications for individuals and families. Research from the Eviction Lab at Princeton University has shown that evictions can cause job loss, children changing schools and impact mental health. Research also suggests that low-income women, particularly minorities, victim's domestic violence victims, families with children, are at a higher risk for eviction.

Homeless Population

According to 2019 Point-In-Time Count,⁷⁶ 447 individuals and families across Prince George's County are considered homeless, including 374 who are living in emergency shelter or transitional housing, and another 73 who are unsheltered living in places not meant for human habitation (such as sleeping in the streets or in car).

According to the 2019 Homelessness in Metropolitan Washington Report, the District of Columbia, Montgomery County, and Prince George's County experienced the largest decreases in the total number of people experiencing homelessness between 2015 to 2019. During this time period, Prince George's County counted 180 fewer persons experiencing homelessness. Prince George's County attributes its decline by forming a plan that aligns county efforts with federal goals, and prioritizing programs for special populations and a focus on affordable permanent housing instead of shelter.⁷⁷

The point-in-time (PIT) count is conducted at the end of January each year, which is a count of sheltered and unsheltered people experiencing homelessness in a night. This data collection method is nationally accepted and allows communities to track the occurrence of homelessness over time, this is only one snapshot during one of the coldest days of the year. In addition, this methodology does not capture the full extent of homelessness in smaller communities such as Hyattsville.

⁷⁶ HUD 2019 Continuum of Care Homeless Assistance Programs Homeless Populations and Subpopulations

⁷⁷ MWCOG 2019 Homelessness in Metropolitan Washington, Results and Analysis from the Annual Point-in-Time (PIT) Count of Persons Experiencing Homelessness

Housing Affordability and Future Needs

Housing Affordability

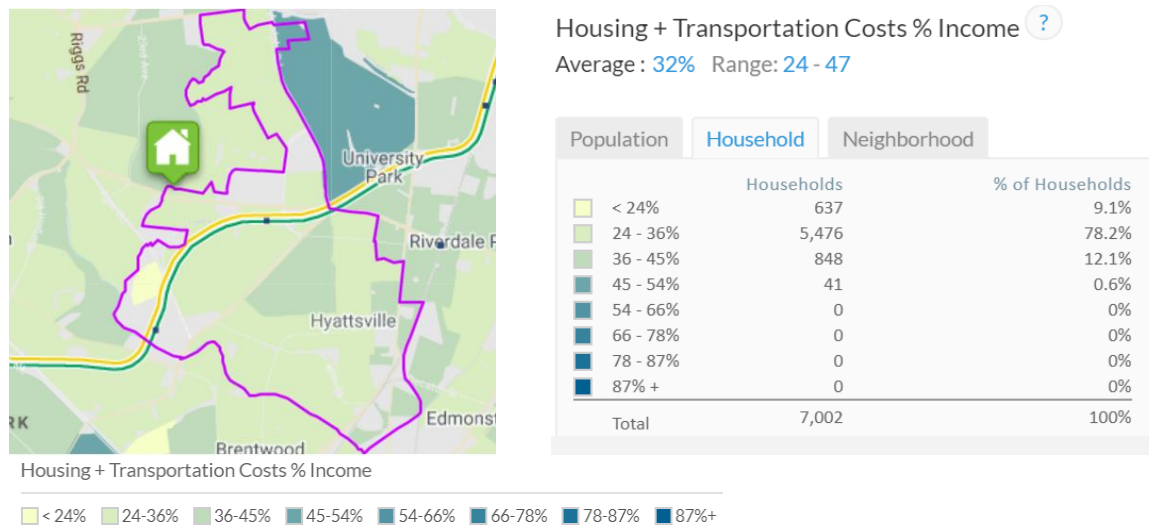
Housing affordability is traditionally measured using household income and monthly housing costs. The general accepted standard is that households should spend no more than 30 percent of their gross income on housing costs. When households pay more than 30 percent of their income on housing costs, they experience cost-burdens. Avoiding cost-burdens enables households to spend money on other necessities such as food, transportation, and healthcare and save for the future. In 2018, one in three Hyattsville households were cost burdened (spending 30 percent or more on housing costs).

Transportation is a crucial necessity for most households and typically a household’s second-largest expenditure after housing. It has become more common to combine transportation and housing costs to gauge affordability. The Housing and Transportation Index (H+T Index) from the Center for Neighborhood Technology measures the combined affordability of housing and transportation costs. The center sets its benchmark at no more than 45 percent of household income spent on combined housing and transportation costs.

According to the H+T Index, the average household in Hyattsville spends 12 percent of their income on transportation-related expenses.⁷⁸ The average household spends 32 percent of their income on combined H+T costs (see Figure 16), under the 45 percent H+T benchmark. The lower H+T costs are likely due to strong transportation and job access.

The index scores strong transportation and access in Hyattsville. According to it, 100 percent of Hyattsville is considered location efficient, meaning the city is compact, close to jobs and services, and offers a variety of transportation choices for residents. Hyattsville scores high on job access (9.1 out of 10) and transit performance (9.1 out of 10) score, highlighting these as key assets for the city.

16. Housing and Transportation Index (H+T Index)



Sources: Center for Neighborhood Technology, Housing + Transportation Index, Index uses, 2010-2015 American Community Survey Data and 2014 Longitudinal Employer-Household Dynamics Data

⁷⁸ Center for Neighborhood Technology, Housing + Transportation Index

Affordability by Wage

What is affordable to residents working in Hyattsville’s largest employment sectors? Almost 41 percent of Hyattsville residents work in the arts, entertainment, recreation, accommodation, and food services; construction; retail trade; or other service sectors. All these sectors have median wages on the lower end of the income spectrum, ranging from \$23,461 (retail trade) to \$34,579 (construction) (see Table 3).

Rent affordability varies with each industry. Workers in the construction and other services industry can afford rents between \$750 and \$999 a month. People working in retail trade or the arts, entertainment, recreation, accommodations and food services industry need units priced between \$500 and \$749 a month. In 2018, the median rent for City was \$1,389, which is higher than many workers in Hyattsville could afford.

Table 3. Median Wage by Industry, Hyattsville MD (2018)

| Industry | Share of Hyattsville Resident Employment | Median Wage 2018 | Affordable Rent Level ⁷⁹ |
|---|--|------------------|-------------------------------------|
| Educational, health care and social assistance | 22.30% | \$42,623 | \$1,066 |
| Professional and business services | 15.10% | \$50,602 | \$1,265 |
| Arts, ent., rec., accommodation and food svcs | 12.40% | \$25,332 | \$633 |
| Construction | 12.30% | \$34,579 | \$864 |
| Public administration | 9.80% | \$82,583 | \$2,065 |
| Retail trade | 9.30% | \$23,461 | \$587 |
| Other services (except public administration) | 7.90% | \$31,034 | \$776 |
| Information, Finance, insurance, & real estate | 4.80% | \$50,800 | \$1,270 |
| Manufacturing | 2.60% | \$43,185 | \$1,080 |
| Transportation, warehousing, & utilities | 1.90% | \$45,060 | \$1,127 |
| Wholesale trade | 1.50% | \$50,250 | \$1,256 |
| Median Earnings | | \$40,865 | \$1,022 |

Sources: 2014-2018 American Community Survey, Enterprise Community Partners

Cost-Burden Households

A household that pays more than 30 percent of their gross income on housing is considered “cost-burdened.” If they are paying more than 50 percent of their gross income on housing, they are considered “severely cost-burdened.”

More than one-third of households in Hyattsville pay at least 30 percent of their income on housing costs. Renters living in Hyattsville are more likely to experience cost-burdens than homeowners. In 2018, 43 percent of renters in the city were cost burdened,⁸⁰ while 31 percent of homeowners were cost-burdened.⁸¹ In comparison to cost-burdens across Prince George’s County, fewer renters in Hyattsville are cost-burdened; in the county, 50 percent of renters are cost-burdened. Homeowners living in

⁷⁹ This includes cost of utilities and so are not necessarily the asking rent. Rent affordable to one worker at median wage is 30% of gross monthly income.

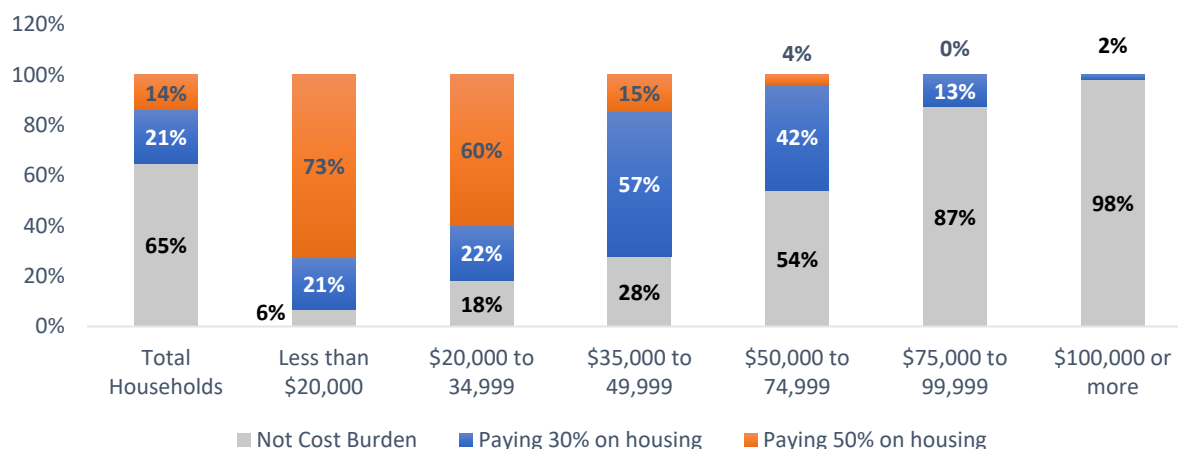
⁸⁰ 2014-2018, American Community Survey 5-Year Estimate

⁸¹ Excludes households without a mortgage

Hyattsville and other parts of Prince George’s County experience cost-burdens at similar rates (31 and 33 percent respectively).

Lower-income households in Hyattsville experience cost-burdens at higher rates and more severely compared to moderate- and higher-income households. Twenty (20) percent of total households make under \$35,000 annually, but 82 percent of these households experience cost-burdens (see Figure 17). More than nine out of ten households making less than \$20,000 annually are cost-burdened, and most of these households are severely cost-burdened.

Figure 17. Cost Burdened Households by Household Income, Hyattsville, MD (2018)



Source: American Community Survey 5-Year Estimate, Tables B25074 and B25095
*\$37,800 is 30% AMI, \$63,000 is 50% AMI, \$79,600 is 80% AMI, and \$126,000 is 100% AMI.

Housing Problems

HUD defines housing problems as incomplete kitchen facilities, incomplete plumbing facilities, more than 1 person per room, and cost burdens greater than 30 percent.

According to 2016 data from HUD,⁸² 37 percent of Hyattsville households and 40 percent of all Prince George’s County face at least one of these problems.⁸³ Almost nine out of ten households that are facing housing problems in both Prince George’s County and Hyattsville are due to cost burdens greater than 30 percent. However, Hyattsville’s housing problems are more commonly experienced by renters, while Prince George’s County housing problems are experienced by both owners and renters.

Housing Forecasts

In developing strategies, Hyattsville will need to consider both current and future housing needs. Planning for the future entails looking at how future population and household growth could affect a

⁸² This analysis used the most recent and reliable data that was available at the start of this project, 2012-2016 Comprehensive Housing Affordability Strategy (or CHAS). Data from the 2012-2016 CHAS is based on special tabulations of data in the American Community Survey and provides important insights on housing problems, affordability, and cost-burden that are not readily available from other data sources.

⁸³ 2012-2016, American Community Survey 5-Year Estimate, Comprehensive Housing Affordability Strategy (CHAS)

need for more housing to accommodate growth and housing for specific income groups, among other considerations.

The Metropolitan Washington Council of Governments (MWCOC) prepares 5-year incremental population, household, and employment cooperative forecasts for counties and cities in Maryland, the District of Columbia, and Northern Virginia.⁸⁴ The cooperative forecasting program dates back to 1975 and enables local, regional, and federal agencies to coordinate planning activities using common assumptions about future growth and development.

Hyattsville’s population is expected to grow steadily but slowly: Hyattsville will add a projected 407 new residents between 2020 and 2030.⁸⁵ Accounting for both current trends and forecasted growth, Hyattsville will need 342 net new housing units in the next 10 years.²⁷

Table 4. Forecast of Population, Households and Housing Units, Hyattsville, MD (2020-2030)

| Year | Population | Households | Housing Units |
|-----------------------------|------------|------------|---------------|
| 2020 | 19,927 | 7,154 | 7,713 |
| 2025 | 19,932 | 7,158 | 7,717 |
| 2030 | 20,334 | 7471 | 8,055 |
| Change 2020–2030 | 407 | 317 | 342 |

Source: Enterprise estimates based on Metropolitan Washington Council of Governments Cooperative Forecasting

In 2019, the Metropolitan Washington Council of Governments (MWCOC) officials from the District of Columbia, Maryland, and Virginia adopted three regional housing targets on housing, agreeing to collaboratively address housing affordability regionwide.⁸⁶ The regional affordability target is that at least 75 percent of new housing should be affordable to low- and middle- income households.⁸⁷

Projections of net new households by income, looks at how household will be distributed based on current the homeownership rate and income limits.⁸⁸ The goal is identify housing gaps that the city would need to address by income groups and how they would align with MWCOC’s future housing targets.

Future households are broken down into three income groups: 1) low-income; 2) moderate-income; and 3) above moderate-income. Based on this model, around 49 percent of new households will be for low-

⁸⁴ Metropolitan Washington Council of Governments Round 9.1a Cooperative Forecasting

⁸⁵ For Hyattsville, some of the TAZs do not directly align with the City’s boundaries. Due to this, we created a geographic crosswalk using block apportionment based on 2010 census block data with population, housing unit and household weights. Additionally, by including the most recent data on household sizes and vacancy rates we were able to a more accurately generate population, household and housing unit forecasts for 2020 to 2030, based on those MWCOC forecasts.

⁸⁶ Under the direction of the COG Board of Directors, local housing and planning directors and COG staff spent a year studying what it would take to increase the area’s housing supply to accommodate the region’s growing workforce. Their findings have been distilled into three regional aspirational housing targets focused on the Amount, Accessibility, and Affordability of additional units.

⁸⁷ The rationale for each target is available in COG’s report: The Future of Housing in Greater Washington

⁸⁸ 2014-2018, American Community Survey 5-Year Estimate Table B25118 is used estimate future household tenure by income. Household income levels are likely to increase over time.

and moderate-income households (see Table 5). It is important to note, that this model does not include any programs, policies, or funding mechanisms designed to address affordable housing needs.

Table 5. Estimated Net New Household by Income Level, Hyattsville, MD (2030)

| | Estimated Households | Low Income Households | Moderate Income Households | High Income Households |
|--------------|----------------------|-----------------------|----------------------------|------------------------|
| Owners | 149 | 18% 27 | 18% 27 | 64% 95 |
| Renters | 168 | 44% 74 | 16% 26 | 40% 68 |
| Total | 317 | 31.8% 101 | 16.7% 53 | 51.4% 163 |

Source: Enterprise estimates based on Metropolitan Washington Council of Governments Cooperative Forecasting Committee, U.S. Census Bureau, 5-Year American Community Survey

Land Annexation and Residential Development

In 2019, Hyattsville passed an annexation resolution that added nearly 15 acres of land to the city. The land was undeveloped when this resolution passed. The planned development on this land will add an estimated 341 townhomes to the city.

The current development pipeline for Hyattsville provides valuable insight to the city’s housing market. Current approved residential projects in the city’s pipeline is set to exceed estimated future demand (1,674 approved units in the city’s pipeline versus 342 new units needed to accommodate future growth).

The residential development projects that have been approved and are completed or on track for completion prior to 2023 are a mix of housing types and tenure (see Table 6).⁸⁹ In total, Prince George’s County Planning Board has approved 1,675 housing units in the City of Hyattsville. Rental units make up 56 percent (943 rental units) of those approved housing units, while owner-occupied units make up of 44 percent (732 owner units).

Taken together, the Prince George’s County Planning Board has approved more housing units in Hyattsville than projected growth suggests the city will need by 2030. However, almost half of the projected units will need to be priced for low- and moderate-income households, mostly renters. If the future projects reflect the city’s current pipeline, homes in new development may be out of reach for lower-income households.

For example, The Edition apartments is a recently completed project that leases a 623-square foot studio apartment for \$1,612 per month.⁹⁰ Additionally, The Edition built for-sale homes (condominiums and townhouses) that were priced between \$390,000–\$459,000⁹¹ and \$450,000⁹²–\$525,000,⁹³ respectively. All three of these housing types exceed the median rent (\$1,503) and median home sale price (\$399,800).

⁸⁹ Hyattsville Development Summary and Projects Story Map, see <https://hyattsville.maps.arcgis.com/apps/MapTour/index.html?appid=235a77075d0b403eb45e18ec04598540>

⁹⁰ <https://www.theeditionapts.com/>

⁹¹ <https://www.cparkre.com/the-edition-at-kiplinger.php#grid>

⁹² Redfin June 2017 sold price, see https://www.zillow.com/homedetails/3109-Sentinel-Dr-Hyattsville-MD-20782/241967725_zpid/

⁹³ Zillow May 2020 sold price, see <https://www.redfin.com/MD/Hyattsville/6214-Editors-Park-Dr-20782/home/144224713>

For perspective, to afford⁹⁴ a studio apartment renting at more than \$1,600 a month, an individual would need an annual income of more than \$65,000. Most residents in Hyattsville do not work in occupations that pay wages that high. Rather, only those residents working in public administration industry could afford this type of unit.

The housing being built surpasses the price and rent levels to accommodate current and future residents. It can be difficult to find affordable homes, especially for renters. In 2018, more than two out of five of renters in the city were cost-burdened,⁹⁵ indicating a need for housing affordability. Increased household size among rents also suggests a need for homes of varying size.⁹⁶

Table 6. Approved Residential Projects, Hyattsville, MD (May 2020)

| Development Name | Development Type | Housing Units | Expected Rate |
|---|---|--|---------------------|
| The Edition at Kiplinger | Residential Mix | 348 apartments, 40 condos, 86 townhouses | Market/luxury rates |
| Riverfront at West Hyattsville Metro | Residential | 183 townhouses | Market/luxury rates |
| Metro II Adaptive Reuse | Residential Rental | 311 apartments units | Market rate |
| Landy Property - PPS | Residential | 331 townhouses | Market rate |
| Magruder Pointe (WSSC Building) | Residential | 16 single family homes, 67 townhouses | Market rate |
| Armory Apartments | Mixed Use - Residential Rental and Commercial | 284 apartments | Market rate |
| Hyatt View | Residential | 8 townhouses | Market rate |
| 40th Ave (Single Family Home) | Residential | 1 Single-Family Detached Home | |

Source: Hyattsville Development Summary

Publicly assisted housing⁹⁷

General market conditions provide a helpful snapshot of what moderate- and higher-income households can afford, because typically these households are seeking homes in the private housing market. Hyattsville’s housing supply for lower-income households is already limited, with only a small share of

⁹⁴ Paying less than 30 percent of income.

⁹⁵ 2014-2018, American Community Survey 5-Year Estimates.

⁹⁶ From 2009-2013 to 2014-2018 in Hyattsville the average renter household increased from 2.57 to 2.82 persons per household. American Community Survey 5-Year Estimates.

⁹⁷ Housing subsidy programs provide subsidies that reduce housing costs for households who meet program eligibility requirements. The National Housing Preservation Database (NHPD) tracks rental properties that receive subsidies through federal housing programs, including project-based Section 8 and the Low-Income Housing Tax Credit. For a full list of subsidies tracked by the National Housing Preservation Database, see <https://preservationdatabase.org/documentation/program-descriptions/>.

units available for less than \$1,000 a month.⁹⁸ However, in a high-cost, interconnected region like Washington, DC, many moderate-income households may also need housing assistance.

Broadly, publicly assisted housing and assistance programs tend to serve households earning less than 80 percent of area median income (roughly \$80,000 for a family of four in the region, based on HUD-defined income limits).⁹⁹ In the Washington, DC region, police officers and other emergency workers, retail employees, and public-school teachers all earn incomes within this group or a lower-income one.¹⁰⁰

Across the United States, publicly assisted housing for low-income households tends to carry a stigma. This may be in large part to the storied (and often failed) history of public housing. But, good examples of high-quality public housing and other types of subsidized housing across the country (and many in the Washington, DC region) demonstrate that publicly assisted homes can be well-located and well-designed.

Privately owned rental housing that receives a federal subsidy

All of Hyattsville’s assisted housing supply is privately owned rental housing that receives at least one federal subsidy.¹⁰¹ The city has approximately 250 units distributed among three (3) properties (see Table 7).¹⁰²

Most of these units (82 percent or 204 units) are owned by two (2) for-profit entities, with the remaining 44 units owned by one (1) nonprofit organization. Why is ownership of assisted rental properties significant? Ownership is one factor that influences if a property will remain affordable as subsidies expire. Research suggests that for-profit property owners are less likely to renew housing subsidies than their nonprofit counterparts.

Table 7. Federally subsidized, private rental properties, Hyattsville, MD

| Property name | Total units | Ownership type | Funding source | Expiration year |
|--------------------|-------------|------------------|-------------------------|-----------------|
| Parkview Manor | 53 | For-profit | Low-Income Tax Credit | 2029 |
| Renaissance Square | 44 | Non-profit | Low-Income Tax Credit | 2030 |
| Friendship Arms | 151 | Profit-motivated | Project-based Section 8 | 2038 |

Source: National Housing Preservation Database, 2020.

Notes: For discussion purposes, “for-profit” refers to both for-profit and profit-motivated owners. Expiration year based on earliest expiration date in the National Housing Preservation Database.

Expiring subsidies at private, federally assisted rental housing

Subsidized units can be lost through a variety of ways: expiring subsidies, deteriorating quality that ultimately makes them uninhabitable, and early termination of subsidized housing contracts. Expiring subsidies can be tracked and individual properties can be assessed for their risk of loss.

⁹⁸ 2014–2018 American Community Survey Five-Year Estimates, Table B25063.

⁹⁹ U.S. Department of Housing and Urban Development (HUD). *FY2020 Income Limits*. Available at www.huduser.gov/portal/datasets/il/il2020/2020summary.odn.

¹⁰⁰ National Housing Conference. (2020). *Paycheck-to-Paycheck Database*. Available at <https://www.nhc.org/paycheck-to-paycheck>.

¹⁰¹ Does not include tenant-based rental assistance in use in Prince George’s County.

¹⁰² National Housing Preservation Database, 2020.

As subsidies expire, property owners may apply for new subsidy to keep their properties affordable; renew their existing subsidy (if that is an option); or continue to own and operate properties without subsidy (at affordable or higher rents). Owners of properties supported by project-based Section 8 subsidy contracts can renew their contract with the U.S. Department of Housing and Urban Development at the end of their contract term for another 1, 5, or 20 years or exit the program. Owners of properties financed using the Low-Income Housing Tax Credit can apply for another round of tax credits after the initial 30-year affordability period ends or exit the program. Research shows that property owners are less likely to renew their subsidies based on property age, size, and condition; tenant type; and for-profit ownership.¹⁰³

Between 2029 and 2030, subsidies at two (2) private, federally assisted properties in Hyattsville are scheduled to expire (see Table 8). These properties represent 39 percent of Hyattsville’s private, federally assisted housing supply:

- Parkview Manor (53 units)
- Renaissance Square (44 units)

While housing subsidies in Hyattsville start to expire in 2029, potential losses in terms of total units increase after 2030. The remaining property—Friendship Arms—has a subsidy expiration date of 2038 and represents a majority of the city’s assisted supply (61 percent of all subsidized privately-owned rental units).

No one strategy can ensure income-restricted properties will remain in good condition and affordable to their existing residents. Instead, a range of flexible local strategies can assist with identification, resources, and incentives to ensure long-term affordability of a community’s income-restricted supply.

Table 8. Federally subsidized housing by subsidy expiration date, Hyattsville, MD

| Expiration year | Total properties | Total units | Share of all subsidized, privately owned units |
|-----------------|------------------|-------------|--|
| 2029–2030 | 2 | 97 | 39% |
| After 2030 | 1 | 151 | 61% |

Source: National Housing Preservation Database, 2020.

Note: Expiration year based on earliest expiration date in the National Housing Preservation Database.

Homeownership assistance

From 2017 to 2019, Prince George’s County’s Department of Housing and Community Development (DHCD) aided first-time homebuyers through its Pathways to Purchase program. This program, which provides up to \$10,000 in home purchase assistance (down payment assistance, mortgage principal reduction, or closing costs) to eligible first-time homebuyers.

The program is open to all Prince George’s County residents with household incomes at or below 80 percent area median income (\$97,505 for a family of four, according to program guidelines) who meet other conventional lending requirements (like debt-to-income ratios and credit standards). Residents

¹⁰³ National Housing Preservation Database. (2017). *Understanding Preservation Needs, Risks, and Tenant Protections [Video Webinar]*. Retrieved from <https://preservationdatabase.org/preservation-resources/webinars/>.

using this program must occupy the home for 10 years and live in the home as their primary residence.

Since its start, the Pathways to Purchase program assisted 115 homebuyers in Prince George's County.¹⁰⁴ None of these homebuyers used the program to purchase homes in Hyattsville. For-sale home prices in Hyattsville (nearly \$400,000 as of March 2020, according to Zillow) may limit this program's use in the city. A recent assessment of this program found that some elements of its design, such as home purchase assistance amount, can make it difficult to use this program in areas of the county with higher home values.¹⁰⁵

¹⁰⁴ Pathways to Purchase program data provided by the Prince George's County Department of Housing and Community Development, May 2020.

¹⁰⁵ Prince George's County Department of Housing and Community Development. (2019). *Housing Opportunity for All*. Available at https://pgccouncil.us/DocumentCenter/View/4043/Housing-Opportunity-for-All_-REPORT.

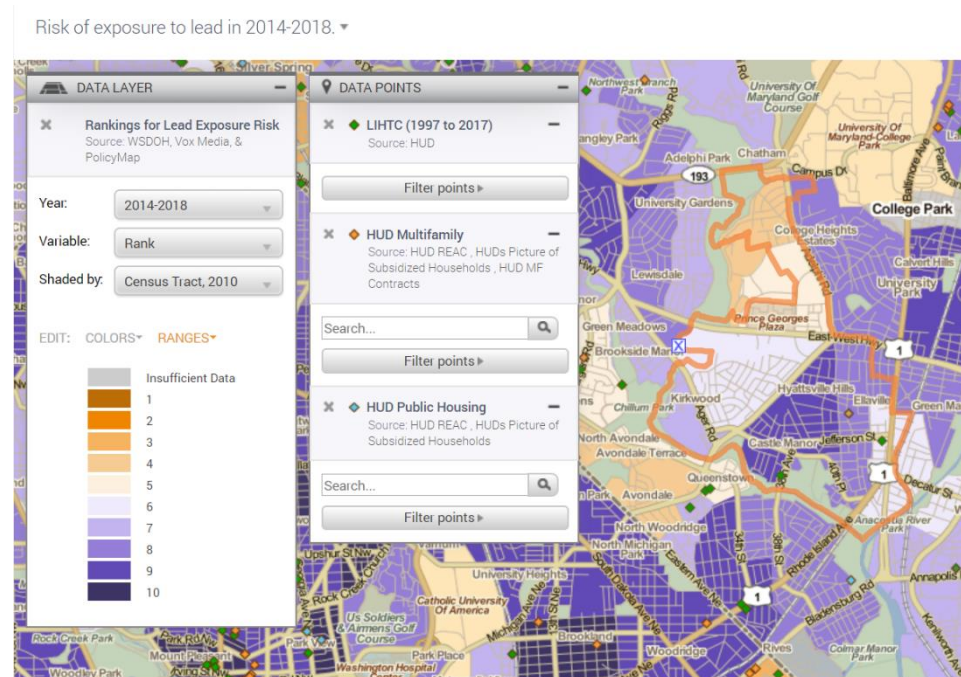
Access to Opportunity

Health and Housing

Most of Hyattsville’s housing stock was built prior to 1980. Housing built before 1978 has a higher risk of lead exposure, which can cause health problems or exacerbate existing underlying health conditions. Using a ranking of lead exposure risk from Policy Map, the risk of lead exposure is extremely high in Castle Manor and Hyattsville Hills areas. Census Tracts including those areas rank a 9 out of 10 for lead exposure risk.¹⁰⁶ East-West Highway acts as a diving line for lead exposure risk, where areas north of the highway have lower rankings compared with areas south of it (see Figure 18).

Asthma is a chronic health condition that can be triggered by poor housing quality, where mold, leaks, and smoke may trigger asthmatic symptoms.¹⁰⁷ Patterns across Census Tracts in Hyattsville suggest that more than 9 percent of adults in each tract have asthma, with a much higher rate (10.5 percent or more) among those living near Prince George’s Plaza (see Figure 19).

Figure 18. Risk of Exposure to Lead (2018)

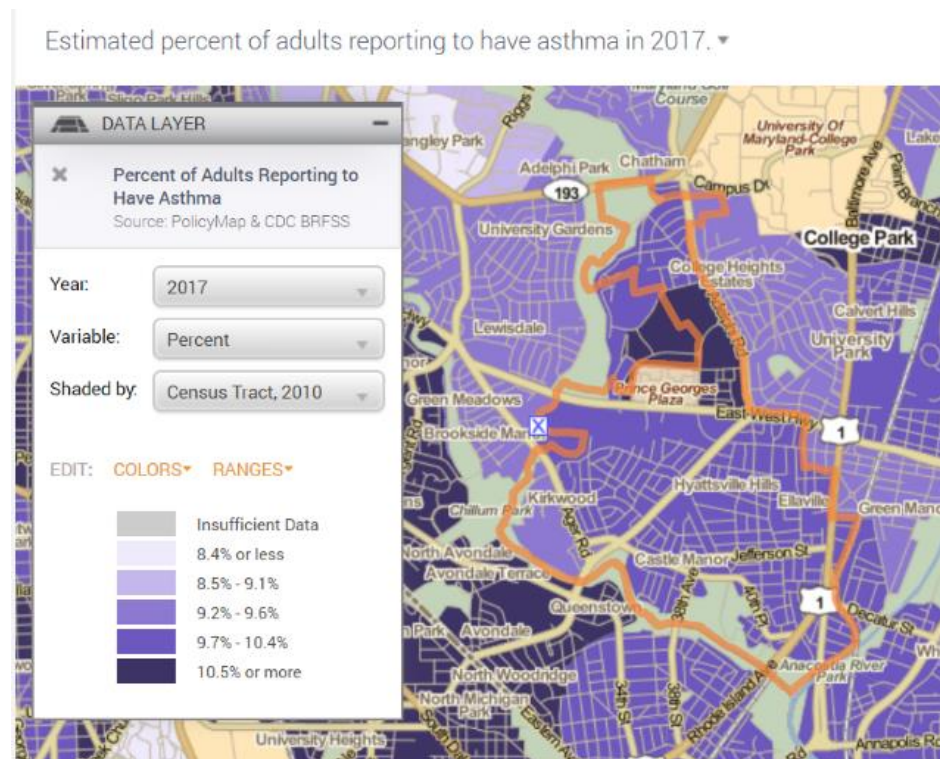


Sources: PolicyMap & CDC BRFSS

¹⁰⁶ The Washington State Department of Health (WSDOH) developed an index for lead exposure risk that considers age of housing and poverty as primary risk factors. Vox Media worked with WSDOH to apply the lead exposure risk index nationally. PolicyMap applied the Vox Media methodology to the 2014-2018 American Community Survey (ACS) data on poverty rates and age of housing stock.

¹⁰⁷ The Relationship between Housing and Asthma among School Age Children Research Report: Analysis of the 2015 American Housing Survey. The Urban Institute. October 2017. Available at: https://www.urban.org/sites/default/files/publication/93881/the-relationshi-between-housing-and-asthma_0.pdf

Figure 19. Adults Reporting to have Asthma (2017)



Sources: PolicyMap & CDC BRFSS

Social Vulnerability and Educational Institutions

Social vulnerability refers to populations that are particularly vulnerable to disruption and health problems, especially those caused by natural or human-made disasters. Figure 20 shows school performance relative to the socioeconomic category of social vulnerability, which examines poverty level, per capita income, unemployment, and high school educational attainment.

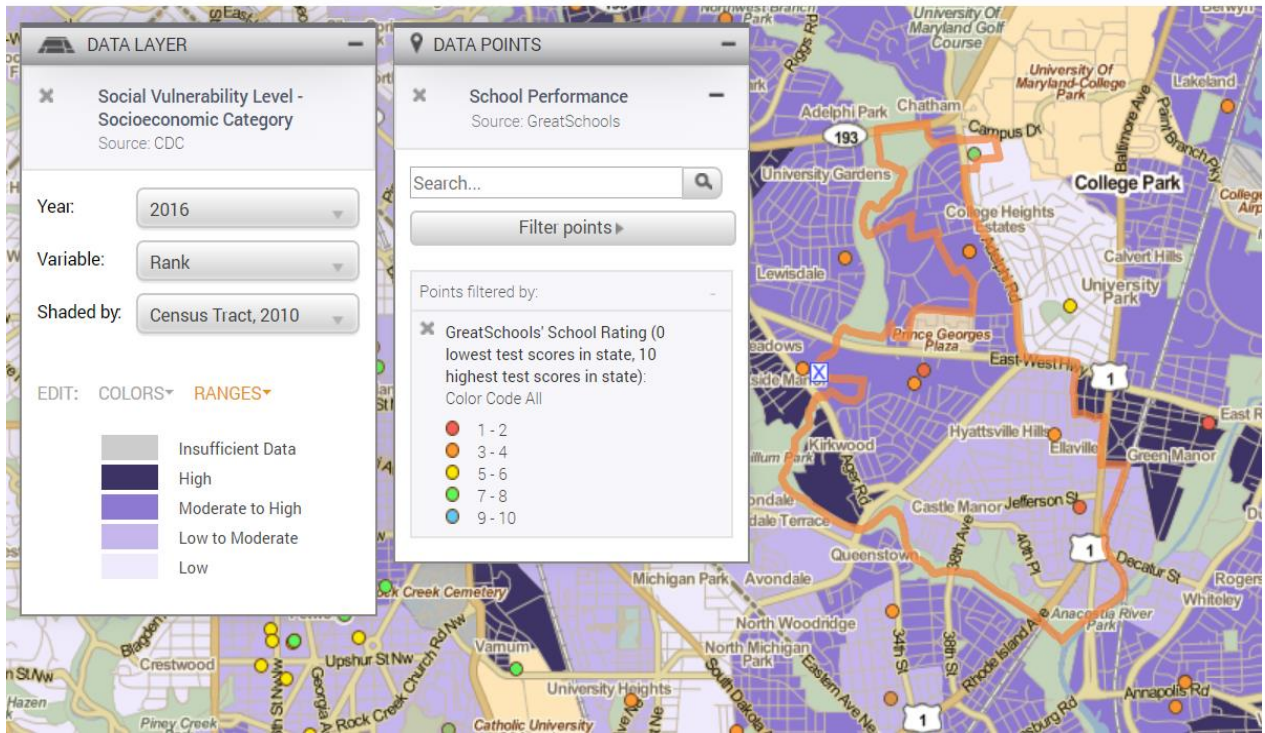
Areas with lower socioeconomic status puts residents at higher risk for inadequate housing, higher crime, or less access to health care.¹⁰⁸ Social vulnerability based on socioeconomic characteristics suggests a range of Census Tracts ranked from “Low to Moderate” to “High,” with a small part of one tract classified as low (close to Adelphi Road and the University of Maryland’s campus). Queens Chapel Road acts as a divider for these rankings. On the northwest side of the city, tracts are ranked moderate to high, while on the south-east side of the city, tracts are ranked low to moderate.

Most schools in Hyattsville report some of the lowest tests scores in the state, with one exception. College Park Academy, located in the north tip of Hyattsville, had a school ranking of 7 out of 10. All other schools in Hyattsville ranked between a 1 to 4. College Park Academy is also the only school in a Census Tract where social vulnerability based on socioeconomic characteristics ranked as low.

¹⁰⁸ Populations and Vulnerabilities, Center for Disease Control and Prevention: <https://ephtracking.cdc.gov/showPcMain.action>

Figure 20. Socioeconomic Status (2016)

Socioeconomic status social vulnerability level as of 2016. ▾



Source: CDC

Conclusion

Hyattsville is a growing community, with a strong outlook for future development. New market-rate development, along with strong access to jobs through the Washington, DC region and other local assets, like its arts and cultural district, has attracted higher income households to Hyattsville. However, more than one-fifth of households in Hyattsville earn less than \$35,000 annually, and few homes are available for them. While the city's development pipeline could absorb total projected growth, it may not be varied enough in price and type to meet the needs of all current and future Hyattsville residents.

The results from this baseline analysis suggest the following conclusions that will shape a housing strategy for Hyattsville:

- **Need for diverse homes, due to demographic shifts:** There is a large and growing number of households with children and individuals living alone which contributes to the demand for diverse homes. Additionally, Hyattsville's population has become more ethnically diverse, suggesting a need for culturally relevant homes and practices, and growth at both ends of the income spectrum, suggesting a need for affordability for those households not being served by the city's housing market.
- **Changing market conditions, in terms of cost and tenure:** Renters are becoming a large share of the city's households, surpassing homeowners in recent years. Housing market indicators such as low vacancy rate and increased rents and home-sale prices suggest an increasingly strong housing market in Hyattsville. Approved residential projects are largely geared toward higher-income households. Hyattsville has a small number of committed affordable units (three properties with about 250 units), but a large need for housing affordability. One-fifth of existing households earn less than \$35,000 annually and nearly half of new households by 2030 will be low- or moderate-income ones.
- **Housing affordability:** Cost-burden data suggest that many individuals and families are unable to afford a home without spending a large amount of their household income toward housing, especially with renters. The renter population is particularly vulnerable to rising prices, as over two out of five renter households are cost-burdened at current rent levels. In addition, with increased rents and home values, it will become increasingly difficult for Hyattsville workers to live in the city if they wanted to.
- **Housing quality:** Most of the existing housing stock was built prior to 1980s, suggesting a need for ongoing upkeep and modifications to support residents who want to age in place. A high risk of lead exposure, based on national rankings, and the prevalence of chronic health conditions, such as asthma, among Hyattsville residents reinforce the need for healthy, safe homes there.

Appendix D. Housing ecosystem summary memo

MEMO

To: City of Hyattsville Community and Economic Development Department

From: Enterprise Advisors

Re: Hyattsville's housing ecosystem

Key findings

- The City of Hyattsville has several assets to draw on as it addresses its residents' housing needs: transit and job access; strong development pipeline; and a diverse community, to name a few. Some local stakeholders have suggested that these assets are driving up the city's housing costs. However, the City of Hyattsville's has a limited housing toolbox at its disposal, and many stakeholders are concerned that local decisions are not representative of all Hyattsville's residents, particularly those directly experiencing housing problems like cost-burden and overcrowding.
- External threats, such as unsustainable regional development patterns, development decision-making power vested in county government, and needs that extend beyond housing, such as food access and health services, suggest a more comprehensive effort, some of which is beyond the direct control of city government to implement.
- The impact of Covid-19 created uncertainty about how existing housing needs may grow and new development will be able to be financed and built in a timely manner. Covid-19 has also raised awareness among the general public about the importance of having a stable home and exposed long-standing racial disparities that fall predominantly on black and brown communities. This disparity is seen in the housing market when comparing homeownership rates between race and ethnicity. From 2010 to 2018, Hyattsville's homeownership rate between white and Hispanic households has widened. The white homeownership rate has been on the rise, while the Hispanic homeownership rate experienced a sharp decline.
- The city's competitive housing market is both an opportunity and a threat: The city's strong housing market makes it more difficult for low-income households to live in the city. A competitive housing market can be leveraged to increase housing affordability.
- There is limited direct assistance for cost-burdened renters and homeowners in Hyattsville through the Prince George's County tools. The County's direct assistance programs are high in demand and access to these programs can be challenging. Existing tools in Hyattsville have been focused on market rate development, misaligned with the local needs.

- Developers looking to access affordable state housing funds will need a competitive application. The Renaissance Square project highlights the importance of collaboration between the City, partnerships, and Sector plans, where its successfully acquired rental housing funds.

Background

This memo summarizes currently available policies, programs, and resources to deliver housing and stabilize residents in the City of Hyattsville (or the city’s “housing ecosystem”) and how these policies, programs, and resources align with residents’ current unmet housing needs.

The findings in this memo were generated through a landscape scan of past plans and studies completed for the City of Hyattsville, Prince George’s County, and Washington, DC region; secondary research of existing policies, programs, and resources; and a comparative analysis to the baseline conditions completed as part of Hyattsville’s *Affordable Housing Action Agenda*.

Housing ecosystem: What it is & why it matters

A housing ecosystem refers to the interconnected nature of a community’s or region’s housing market. Like an ecosystem found in nature, housing markets often reflect complex, interconnected relationships and decisions between the public and private sectors.

A simple framework helps organize these relationships and decisions. The Center for Community Investment at the Lincoln Institute of Land Policy has developed a systems-level framework to coordinate community investment decision making that is applicable to housing and community development investments. This framework organizes demand for capital investment and ensures it is used to support public priorities.

This framework highlights the key components of a housing ecosystem:¹⁰⁹

- ***Shared priorities*** – Clearly defined community-level priorities for housing investments
- ***Pipeline*** – Projects that will help achieve the community-level shared priorities
- ***Enabling environment*** – Policies, programs, and resources that support development and investments

Much of this memo focuses on the City of Hyattsville’s enabling environment: available current policies, programs, and resources to deliver housing and stabilize residents.

Local & regional context

Local and regional conditions influence residents’ housing needs and the City of Hyattsville’s ability to effectively respond to them. An analysis of the city’s strengths, opportunities, weaknesses, and threats (or SWOT) was developed to contextualize the internal and external

¹⁰⁹ Community Investment: Focusing on the System. (2018). Center for Community Investment.
<https://centerforcommunityinvestment.org/sites/default/files/2018-09/CI%20As%20a%20System.pdf>

conditions to account for as Hyattsville develops solutions to meet its residents' current and future housing needs (see Figure 1).¹¹⁰

The City of Hyattsville has many strengths to draw on locally, as well as opportunities due to its location in Prince George's County and the Washington, DC region. For instance, the City of Hyattsville's location within the Washington, DC region offers a wealth of benefits: strong transportation and job access; strong economic growth; local and regional examples of how to achieve well-designed and well-located affordable housing; and regional commitment to increase housing affordability. Some research also suggests that the assets that urban areas like Hyattsville possess—physical connectivity, mix of uses, and density—offer the keys to effectively recover from Covid-19 and build resilience among its residents.¹¹¹

¹¹⁰ The SWOT analysis was completed upon a review of local plans (summarized in this report); regional housing study (Meeting the Washington Region's Future Housing Needs); recent research related to the impact of Covid-19 on the U.S. housing market. Additional information, such as findings from the baseline conditions analysis, is incorporated from additional sources to support discussion of the key findings.

¹¹¹ Tracy Hadden Loh et al. (2020, March 25). "The qualities that imperil urban places during Covid-19 are also the keys to recovery." The Brookings Institution [blog post]. Available at www.brookings.edu/blog/the-avenue/2020/03/25/the-qualities-that-imperil-urban-places-during-covid-19-are-also-the-keys-to-recovery/.

Figure 1. SWOT Analysis, City of Hyattsville, MD

| | | | |
|------------------|--|--|-------------------|
| STRENGTHS | <ul style="list-style-type: none"> • Locational assets • Relative regional housing affordability • Strong development pipeline • Local and regional capacity • Local and regional commitment to housing affordability • Pride in racial and ethnic diversity | <ul style="list-style-type: none"> • Limited local housing toolbox • Alignment with demographic and macroeconomic trends • Civic participation not representative of all Hyattsville residents • Language access | WEAKNESSES |
| | <ul style="list-style-type: none"> • Competitive housing market • Implementation of Housing Opportunity for All (county's housing strategy) • Regional economic growth • Awareness and emergency tools generated in response to Covid-19 • Proximity to new transit | <ul style="list-style-type: none"> • Competitive housing market • Limited amount of affordable homes for low-income households • Housing problems (cost-burden, overcrowding, accessibility, aging in place needs) • Non-housing needs (food, healthcare) • Unsustainable regional development patterns • Development decisions made at county-level (permitting, approvals, land use standard) • Slower regional housing production • Loss of local jobs • Loss of racial and ethnic diversity • Proximity to new transit • Impact of Covid-19 | |

Some external conditions may pose challenges as the City of Hyattsville seeks to address its residents' unmet housing needs. In its 2019 report for the Metropolitan Washington Council of Governments, the Urban Institute highlighted two key trends affecting Metropolitan Washington's housing needs: 1) slower regional housing production; and 2) unsustainable, low density development patterns.¹¹²

¹¹² The Washington, DC region produced fewer homes, on average, between 2010 and 2017 (16,100 units annually) than in the 2000s (28,700 units annually). This slowdown in construction has resulted in

Other external threats include needs that extend beyond housing and impacted by housing, including food access and chronic health conditions among Hyattsville residents, and that most development decisions are made at the county-level, which does not have a streamlined permitting process.

The same report also noted broader macroeconomic shifts, such as the federal government's use of private contractors and growth in low-wage and high-wage jobs, and demographic trends that suggest a need for more diverse homes (e.g., smaller households and an aging population).¹¹³ Hyattsville has experienced these types of shifts locally: Most of the city's residents work in lower-wage occupations, such as retail, and much of the city's current housing supply is out-of-reach for these households based on price.

The near- and long-term effects of the Covid-19 pandemic on individuals' and families' well-being and their economic and housing stability is one of the largest, yet most uncertain external influences on the City of Hyattsville. Large, secondary datasets have not yet captured the shorter-term effects related to unemployment and housing costs and other market indicators.¹¹⁴ The health and economic crises as a result of the pandemic will likely deepen unmet housing needs in Hyattsville, where 82 percent of low-income residents are cost burdened and 37 percent of residents experience one of the four housing problems (primarily cost-burdens).

National experts acknowledge the Covid-19 pandemic is unprecedented, reinforcing uncertainty about how Covid-19 will affect the U.S. housing market, and specifically, the affordable housing industry. Anecdotal evidence suggests the initial impacts are being borne by renters, especially those earning hourly wages and persons experiencing homelessness,

a tighter regional housing market, with low rental and owner vacancy rates. Most new homes produced since 2000 were higher-cost housing types, such as single-family homes or apartments homes with four or more bedrooms, and built outside of the District of Columbia, resulting in longer commute times for residents and regional traffic. The region's past development patterns, the product of a combination of federal and local policies, has resulted in a largely suburban development that cannot sustain future regional growth. Margery Austin Turner et al. (2019, September). "Meeting the Washington Region's Future Housing Needs." Urban Institute Research Report. Available at www.urban.org/sites/default/files/publication/100946/meeting_the_washington_regions_future_housing_needs_2.pdf.

¹¹³ Margery Austin Turner et al. (2019, September). "Meeting the Washington Region's Future Housing Needs." Urban Institute Research Report. Available at www.urban.org/sites/default/files/publication/100946/meeting_the_washington_regions_future_housing_needs_2.pdf.

¹¹⁴ For example, a recent examination of housing market indicators in the Washington, DC region by The Brookings Institution found that while home sales volume fell in March 2020, home prices have largely remained unchanged, suggesting a conflicting picture of how Covid-19 could be shaping the regional housing market. See www.brookings.edu/blog/the-avenue/2020/05/12/covid-19-is-already-affecting-the-washington-d-c-real-estate-market/.

property owners and managers, and developers.¹¹⁵ Public health data suggests that people of color make up a disproportionate number of confirmed Covid-19 cases and deaths in Prince George's County, which represents the highest incidence of coronavirus in Maryland.¹¹⁶

National housing experts agree on two likely results related to Covid-19:¹¹⁷

- 5) An increased need for (and potentially renewed focus on) affordable homes among low-income households and vulnerable groups; and
- 6) A delayed housing pipeline due to tighter lending practices and more limited access to capital; delays in public approval processes; and labor and materials shortages.

Summary of past local plans and studies

The City of Hyattsville's work on housing and related community development issues builds on a body of past local planning efforts, some of which reinforce community needs, set goals related to housing issues, and propose potential solutions:

- *SpeakUp HLV (2017)*. The city's five-year sustainability plan that organizes its vision for social, economic, and cultural priorities around three core themes: 1) community; 2) connectivity; and 3) development. This plan puts forward several goals and supportive actions related to housing – namely to support the diversity and affordability of housing options; encourage high-density, mixed-use development around Metrorail stations and the Gateway Arts District; and leverage existing development resources.
- *Residents' Satisfaction Survey (2018)*. The city surveys its residents to understand their opinion on city services and quality of life in Hyattsville on an ongoing basis. In its most recent survey, housing (including representation in the development process) was an area of limited satisfaction among residents. For instance, in terms of economic development, residents were least satisfied with the availability of affordable housing and notification of new development projects relative to all other options in that category. In their open-ended responses to ways to improve city services, residents highlighted the need for more affordability; more diversity in housing types; and improved code enforcement.
- *City of Hyattsville Race and Equity Plan (2019, In draft)*. The city's Race and Equity Plan provides recommendations to incorporate equity into the city's administration and services as way to support economic mobility among Hyattsville residents and maintain a diverse and inclusive community. Housing is one of five issue areas in the plan; these issues were identified by the Hyattsville Race and Equity Taskforce as the top issues facing low- and moderate-income people in Hyattsville. To address gaps

¹¹⁵ Donna Kimura. (2020, March 31). "How Covid-19 is Affecting Affordable Housing (So Far)." Affordable Housing Finance. Available at www.housingfinance.com/news/how-covid-19-is-affecting-affordable-housing-so-far_o.

¹¹⁶ Rachel Chason, Ovetta Wiggins, and John D. Harden. (2020, April 16). "Covid-19 is ravaging one of the country's wealthiest black communities." *Washington Post*. Available at www.washingtonpost.com/local/prince-georges-maryland-coronavirus-health-disparities/2020/04/26/0f120788-82f9-11ea-ae26-989cfce1c7c7_story.html.

¹¹⁷ Donna Kimura. (2020, March 31). "How Covid-19 is Affecting Affordable Housing (So Far)." Affordable Housing Finance. Available at www.housingfinance.com/news/how-covid-19-is-affecting-affordable-housing-so-far_o.

like increased housing costs and risk of displacement, the report highlights the importance of working with Prince George's County government, as most housing policy is set at the county-level. Short-term and mid-range next steps focus on incorporating affordable housing into the city's existing tax credit program; removing racially restrictive covenants; and offering housing rights and equity education for homeowners, tenants, and landlords.

- *The Action Plan to Increase Age Friendliness* is the City's plan to improve conditions for people of all ages, with a specific focus on seniors. The city wrote the plan following recommendations from the AARP Network of Age-Friendly communities which the city seeks to be a continuing member. The priorities for this plan are to keep Hyattsville housing affordable, provide resources for home modification and accessibility, and to provide aid with home and yard maintenance. Hyattsville is exploring alternative housing options for aging populations such as accessory dwelling units, co-housing and accessible and affordable housing. Key metrics are affordable units between 30% and 60% AMI resulting from legislation, percentage rented to seniors, and number of homeowners receiving assistance for home modification. It also tracks the number of senior homeowners assisted with limited incomes and the number of seniors needing help with moderate incomes.
- Prince George's County has developed three sector plans for areas in Hyattsville:
 - *Gateway Arts District Sector Plan*. This sector plan provides a detailed guide for the future development and redevelopment within the planning area. The sector planning area covers four municipalities, Mount Rainier, Brentwood, North Brentwood, and Hyattsville (except for areas located within the Prince George's Plaza and West Hyattsville transit districts). The action plan for implementation is organized into five areas 1) Area Planning and Economic Development, 2) Area Identity, 3) Improvements to Transportation Infrastructure, 4) Community Arts Development and Support, 5) Zoning Code Enforcement. Area planning and economic development actions items are focused on supporting arts-related businesses and artists live/work projects. Area identity action items are marketing, campaigning, and beautification efforts for the district. Improvements to transportation focus on walkability and linking new and existing public transportation. The community arts development supports proposed action plans to leverage public spaces to promote artists and art programs. Zoning continues to ensure the businesses are operating with the proper permits.
 - *Prince George's Plaza Transit District Development Plan*. The purpose of the TDDP is to implement the Plan 2035 vision for a walkable, transit-oriented mixed-use community within the Prince George's Plaza Transit District using a market driven approach. It establishes a regulatory framework for orderly and predictable development using design standards and guidelines. Specifically, this plan responds to the evolving real estate market by focusing on the form of the built environment while allowing for a mix of uses, transforms the underutilized Prince George's Plaza Metro Station, provides a detailed implementation plan to maximize redevelopment of the Mall at Prince Georges, incorporates environmental stewardship and amends the zoning of selected properties in conformity with County land use goals.

- *West Hyattsville Transit District Development Plan*. The goal of the West Hyattsville Transit District Development Plan (TDDP) is to provide a clear and predictable path for Transit-Oriented Development. The West Hyattsville TDDP envisions a new community of up to 3,100 housing units; 1,000,000 square feet of retail/office space; an extensive system of civic, park, and open spaces; and a finely balanced street and circulation network. Development in the community will be moderate to higher density and located within an easy walk of the West Hyattsville Metro Station and be supported by four key elements: neighborhoods, environment, transportation, and low-impact development (LID). Following the TDDP can result in a streamlined approval process that takes approximately two to three months.
- *Prince George's County Plan 2035*. Prince George's County General Plan, *Plan 2035*, outlines the blueprint for where and how the county will grow through 2035. It articulates the following vision for the county: To be a community of choice for families, workers, and businesses in the region by 2035. *Plan 2035* sets a goal for housing in realizing this vision: "Provide a variety of housing options...to attract and retain residents, strengthen neighborhoods, and promote economic prosperity."¹¹⁸ This plan guided Prince George's County update to the county's Zoning Ordinance and Subdivision Regulations in recent years.
- *Prince George's County Housing Opportunity for All (2019)*. *Housing Opportunity for All*, Prince George's County's comprehensive housing strategy, represents the County's 10-year plan to serve the housing needs of all county residents, both current and future, while expanding access to opportunity through housing investments. Implementing *Housing Opportunity for All* will help establish the county as a community of choice in the Washington, DC metropolitan region. *Housing Opportunity for All* categorizes its 48 cross-cutting and targeted actions into short-, medium-, and long-term timeframes for implementation over 10 years.

The county, led by the Department of Housing and Community Development Department, has been actively implementing actions from Years 1–3 in this strategy. This implementation includes examining a dedicated funding source for its Housing Investment Trust Fund; conducting a feasibility study of inclusionary zoning; strengthening its right-of-first refusal policy; and exploring creation of a landbank. Implementation is guided by County Council-appointed workgroup, which advises on policy and budget matters.

- *Purple Line Corridor Coalition Housing Action Plan (2019)*. The Housing Action Plan calls for the preservation and modernization of homes along the Purple Line, which is being built adjacent to Hyattsville. It recommends an increased housing trust fund to grow and align funding to prioritize the Purple Line and implementation of right-of-first refusal to accelerate strategic acquisition and redevelopment opportunities.

Summary of available housing tools & local, regional, and state partners

¹¹⁸ Prince George's Planning Committee (2014, March 6). Prince George's Plan 2035. (https://issuu.com/mncppc/docs/plan_2035_approved_general_plan_book)

The City of Hyattsville lacks a robust set of local housing tools. Most available housing programs are offered by Prince George's County and the State of Maryland. Both the county and state have a range of housing programs, related policies, and financing mechanisms that can be used to address housing needs.

Only a few developers have been successful in using existing county and state housing tools to build new homes in Hyattsville. There is an opportunity for the city to align their future housing toolkit with the existing programs, policies and resources provided by the county and state to maximize the impact of available resources.

The type of assistances provided by county and state housing programs can be categorized as either direct or indirect assistance. Direct assistance programs typically provide assistance directly to a person (for instance, a housing voucher to rent a home in the private market). Indirect assistance programs typically aid a developer or other actors, like a service provider, to help offset the costs of providing a housing unit or service to a person.

Housing programs, policies, and resources for renters

The following tools are offered by Prince George's County provide direct assistance for renters:

- Housing Choice Voucher Program (HCVP)
- Moderate Rehabilitation Program
- Veterans Affairs Supportive Housing (VASH)
- HOPWA/Homeless Rental Assistance
- Rental Allowance Program

The following tools are offered by State of Maryland and Prince George's County provide indirect assistance to renters:

- Rental Housing Program
- Partnership Rental Housing Program
- Section 811 Project Rental Assistance Program
- Rental Housing Works
- Low Income Housing Tax Credit
- Multifamily Bond Program
- National Housing Trust Fund
- Housing Production Program
- Payment in Lieu of Taxes (PILOT)
- Economic Development Initiative (EDI) Fund

Who do they serve?

Direct Renter Assistance Housing Programs: There is a wide range of County level direct financial assistance programs. The following programs are rental assistance vouchers that provide a direct housing subsidy to the landlord for qualified renters. The Veterans Affairs Supportive Housing (VASH) serves the low-income veteran population and the HOPWA/Homeless Rental Assistance serves persons at-risk of homelessness or persons with HIV/AIDS. Housing vouchers programs run into challenges such as exceeding program

capacity, landlords accepting vouchers and finding accessible units for special population needs, more particularly in areas with a competitive rental market. The Rental Allowance Program aids extremely low-income renter households for a 12-24-month period, during times of emergency housing needs such as evictions or homelessness prevention.

Indirect Renter Assistance Housing Programs: Most of the State of Maryland's rental housing programs are indirect assistance programs, addressing the production and preservation of rental units for low to moderate renters. The Partnership Rental Housing Program provides development loans to produce very low-income households, prioritizing persons with disabilities. The Rental Housing Program provides developmental loans for rental production or rehabilitation of low-income rental units. The State's Section 811 Project Rental Assistance Program assists extremely low-income renters with disabilities and between the ages of 18 and 62 years old. The County's Moderate Rehabilitation Program provides project-based assistance for the preservation of low-income rental units. The State's Rental Housing Works, Low Income Housing Tax Credits and the Multifamily Bond Program provide financing incentives for the production and preservation of low and very low-income rental income units. The National Housing Trust Fund provides loans, grants and equity investments for the production and preservation of rental development serving extremely low-income (ELI) and very low-income (VLI) households.

PILOT, while primarily an economic development incentive, has been successful in the County on a case-by-case basis in producing low- to moderate-income rental units. The County's EDI Fund serves as a gap or flexible financing producing market-development & businesses.

Who are the key players administering these programs?

County Housing Programs: The lead administrator and key partners for these programs vary between the county and the state. The Housing Authority of Prince George's County (HAPGC) leads VASH, HCVP, the Rental Allowance Program with key partners such as private landlords, the Department of Social Services and Veteran Affairs. The HOPWA/Homeless Rental Assistance Program is administered by the District of Columbia Department of Health (DOH) and HIV/AIDS Hepatitis/STD/TB Administration (HAHSTA) with support from the County's Department of Housing and Community Development (DHCD).

State Housing Programs: The Rental Housing Program and the Partnership Rental Housing Program is administered by the State's DHCD and partners with local governments as well as non-government entities such as non-profit or for-profit developers. The Section 811 Project Rental Assistance Program, also administered by DHCD, works alongside with the property owners of Department-financed rental projects. The Rental Housing Works, Low Income Housing Tax Credit, Multifamily Bond Program is administered by the DHCD and allows developers and public housing authorities to be eligible for their funding. The National Housing Trust Fund is administered by the DHCD and partners with government and non-government entities.

Any known use in Hyattsville?

Within the City of Hyattsville three resources have been used in recent years to develop

affordable housing. The Section 811 Project Rental Assistance Program and Low-Income Housing Tax Credits have been used by developers, to create federally subsidized rental properties. The State's Rental Housing funds were also used to assist developers in creating the affordable housing development, Renaissance Square Artist Housing.

Housing programs, policies, and resources for homeowners

The following programs offered by Prince George's County and the State of Maryland provides direct assistance for homeowners:

- Pathways to Purchase
- Housing Choice Voucher Homeownership Program
- Clean Energy Program
- Housing Rehabilitation Assistance Program (HRAP)
- Maryland Mortgage Program

The following programs offered by the State of Maryland and Prince George's County provide indirect assistance for homeowners:

- Maryland Housing Rehabilitation Program – Single Family
- Housing Production Program

Who do they serve?

Direct Homeowner Assistance Programs: Most of the existing housing programs serving homeowners assist moderate to low-income households and first-time homebuyers. The Pathways to Purchase and Maryland Mortgage Program serves all residents looking to become first-time homebuyers. The County's Housing Choice Voucher Homeownership Program serves very low-income households that are first-time homebuyers. HRAP serves low income homeowners looking for rehabilitation loans. The Clean Energy Program provides grants and loans to all existing homeowners in the County, looking to reduce energy consumption, costs, and carbon emissions.

Indirect Homeowner Assistance Housing Programs: The Maryland Housing Rehabilitation Program serves low income renter and homeowner households. The lead administrator for the program is led the by State's DHCD and supported by County's DCHD. The County's Housing Production Program serves moderate to low incomes renters and homeowners in production and preservation assistance. The lead administrator for this program is the County's DHCD with developers supporting.

Who are the key players administering these programs?

County Housing Programs: The Pathway to Purchase Program is by supported and lead by the County's DHCD and the Housing Initiatives Partnerships (HIP). The Housing Choice Voucher Homeownership Program is led by the HAPGC's Rental Assistance Division with private landlords' key partners. The HRAP is led by Prince George's Redevelopment Authority and supported by the County's DHCD, HIP and Capital One. Lastly the Clean Energy Program is led by the Office of Central Services and supported by FCS First. The County's

Housing Production Program serves moderate to low incomes renters and homeowners in production and preservation assistance. The lead administrator for this program is the County's DHCD with developers supporting. The County's Housing Production Program serves moderate to low incomes renters and homeowners in production and preservation assistance. The lead administrator for this program is the County's DHCD with developers supporting.

State Housing Programs: The Maryland Mortgage Program is led by the State's Community Development Administration and supported by housing counseling agencies. The Maryland Housing Rehabilitation Program serves low income renter and homeowner households. The lead administrator for the program is led the by State's DHCD and supported by County's DCHD.

It is worth noting that homeownership programs tend to excel when paired with additional local programs such as financial counseling or first-time buyer education courses. The Maryland Mortgage Program offers an additional \$2,500 in down payment assistance when partnering with a local homebuyer program.

Any known use in Hyattsville?

To this date no homes have been purchase within City limits using the Pathway to Purchase Program offered by the County. The HRAP has been used by one Hyattsville resident, taking a loan of \$60,000 for repairs, including roof replacement, electrical and plumbing work.

Housing tools and resources for homeowners and renters

The following tools are offered by Prince George's County can potentially be used to address both renters and homeowners needs (see below for more information on applicability):

- Right-of-First Refusal
- Deferred Land Sale
- Public Land Disposition
- Revitalization Tax Credit (County)
- Expedited approval process for TOD
- Community Development Block Grant (CDBG)
- Housing Investment Trust Fund (HITF)

The following tools are offered by the State of Maryland can be used to address both renters and homeowners needs (see below for more information on applicability):

- Independent Living Tax Credit
- Sustainable Communities
- Community Legacy
- Opportunity Zones
- Strategic Demolition Fund

Who do they serve?

County tools: The County's DHCD has the authority to use the Right-of-First Refusal to buy

multifamily rental facilities countywide as a means of revitalization and to preserve housing opportunities for low- to moderate income households and in the County. Deferred Land Sale allows the County's Redevelopment Authority to acquire underperforming real estate or support infill development, which tends to be done on a case-by-case basis. The Public Land Disposition allows the County Executive to sell, lease or dispose of any County-owned real property. When property is to be sold, it is first offered to the municipality in which the properties lie in. In addition, the County Executive may offer the land to any public or private entity to promote needs such as affordable housing. The County's Revitalization Tax Credit can provide tax credits for redevelopment or investment in the inner beltway communities. The Expedited approval process for TOD incentives transit-oriented development in the County. The County receives federal CBDG funding to support housing production and preservation activities. HITF provides gap financing, low-interest and forgivable loans through the Workforce Housing Gap Financing Program and the Pathway to Purchase Program.

Key local housing policies

City policies: The city does have two economic development tools. The City's Revitalization Tax Credit provides financial incentives for economic development and redevelopment in the three revitalization districts. The tax credit has been successful in creating new rental housing at market rate within the investment and development zones, such as the Hyattsville Armory Apartments. Hyattsville, although small in land size, has approved 1,675 housing units in recent years. The Edition, Riverfront at West Hyattsville Metro and Magruder Pointe are adding single family homes, townhouses, condos and apartments. This surge in development will impact any actions the City takes to address affordable housing.

The Commercial Façade Program provides grant funding to business or property owners within the city's commercial corridors to improve their building's facade. A similar program like Commercial Façade Program could be readjusted to prioritize housing concerns. The City has also used PILOTs to preserve and rehabilitate an existing affordable housing property.

County policies: Prince George's County has a wide range of policies and resources in their toolkit that can serve renters and owners. Existing policies can be used to address the shortage of affordable rental units and support existing residents. There is a lack of policies that address growing market conditions and residents from being displaced.

State policies: Maryland has a strong revitalization toolkit. The Sustainable Communities program, Opportunity Zones incentives and the Community Legacy program combines financing and tax credit incentives to address place-based needs and can be used in Hyattsville. The Independent Living Tax Credit program serves renters and homeowners to address accessibility.

Notable services providers and partnerships

Service providers and partnerships that serve residents in the community have existing programs and already in tune with the community needs. When crafting an affordable housing strategy, recognizing and building relationships with existing organizations and partnerships can create more connectivity between the community and the housing toolkit.

- *The Hyattsville Community Development Corporation* is a nonprofit that is dedicated to the revitalization and sustainable development of the Hyattsville community.¹¹⁹
- *The Housing Initiative Partnership (HIP)* serves low- and moderate-income households through housing counseling, developing affordable housing, and manages the Housing Rehabilitation Assistance Program (HRAP). HIP is a green nonprofit housing developer and counseling agency based in Prince George's County and Montgomery County.¹²⁰
- *CASA de Maryland* serves the Latino and immigrant population through a wide range of programs, ranging from housing assistances, financial education, health services and more. CASA is a non-profit advocacy group for Latino and immigrant individuals, with a focus in Prince George's County and Montgomery County.¹²¹
- *The Latino Economic Development Center (LEDC)* provides services and assistance for small businesses, rental and homeownership housing. LEDC is a non-profit advocating and providing support for Latino and other underserved communities in the Virginia, DC and Maryland area.¹²²
- *Hyattsville Aging in Place (HAP)* connects senior residents that are aging in place with the Hyattsville community. HAP is a volunteer-run nonprofit village.¹²³
- *Latin American Youth Center (LAYC)* serves low-income youth and families through academics, arts and recreation, job readiness, safe housing, health and wellness. LAYC is a non-profit organization providing services in Prince George's County, Montgomery County and Washington D.C.¹²⁴
- *Victory Housing* is a non-profit housing developer of the Archdiocese in Washington, providing assisted living, independent living and workforce housing for low- and moderate-income seniors and families.¹²⁵

Notable recent projects

The City has had three affordable housing developments completed in the past using state and federal resources. Two of these developments were selected to provide insight on how past affordable housing developments have been completed. In addition, a recent market rate development was selected to give insight of future market rate development.

- *The Renaissance Square Artists Housing (50 percent AMI or below)*: The Renaissance was built in the Gateway Arts District. This project aligns with the Live/Work project action items in the Gateway Arts District sector plan mentioned earlier. Low-Income Housing Tax Credits, Community Legacy funding and Rental Housing Program were used to fund this development. There are 44 units in the project and targeted rental units serve low income renters working in art-related occupations. Restricted units This project was led by the Housing Initiative Partnerships (HIP).

¹¹⁹ Hyattsville Community Development Corp. (2020). <https://hycdc.org/>

¹²⁰ Housing Initiative Partnership. (2020). Housing Rehabilitation Assistance Program. <https://hiphomes.org/housing-development/hrap/>

¹²¹ CASA. (2020). <https://wearecasa.org/>

¹²² Latino Economic Development Center. (2020). <https://www.ledcmetro.org/>

¹²³ Hyattsville Aging in Place. (2020). <https://hyattsvilleaginginplace.org/>

¹²⁴ Latin American Youth Center. (2020). <https://www.layc-dc.org/>

¹²⁵ Victory Housing. (2020). <https://www.victoryhousing.org/index.html>

- *Parkview Manor (60 percent AMI or below):* Parkview Manor was originally built in 1998 with financing from the Low-Income Housing Tax Credit (LIHTC). In 2015, Montgomery Housing Partnership (MHP) acquired full ownership of the property. MHP successfully renovated and preserved all 53 units of this property through project financing from Prince George's County and Hyattsville. Prince George's County approved a 40-year Payment in Lieu of Taxes (PILOT) and Hyattsville approved a 15-year PILOT. Six units are set aside for residents making less than 30 percent AMI, forty units are set aside for residents making less than 50 percent AMI and seven units were set aside for residents making less than 60 percent AMI.
- *The Edition:* The Edition was built as market-rate units. This development is a strong example of recent market rate project that address the need for diverse housing types. The Edition built 348 apartment units, 40 condos and 86 townhouses. The Edition Apartments has rooms ranging from studio to 3 bedrooms.

Comparison of available housing tools and local needs

There have been a few occasions where local needs have been addressed by existing City, County and State tools. Hyattsville's existing development tools have been used for residential and commercial property.

- The City two tools for residential development, PILOTs and the Revitalization Tax Credit. PILOTs were used for the preservation and renovation of affordable housing units, while the current City's Revitalization Tax Credit can incentivized the production of market rate units. The Commercial Façade Improvement program currently only targets commercial properties. It's funding source, the Community Legacy program allows funding to be used for residential properties and encourages homeownership efforts.
- A key finding was that Hyattsville is experience changing market conditions, with more renters and strong or competitive market conditions. Competitive market conditions can make it challenging for affordable housing developers to be successful. There are existing State tools that can and have aid affordable housing developments in strong markets, specifically in the Washington, DC region. For example, the Renaissance Square Artists' Housing was built in the Gateway Arts District. This project aligned with the Live/Work project action items in the Gateway Arts District sector plan and used development funding from Low-Income Housing Tax Credits and the Rental Housing Program.
- Additional state tools that can combat strong market conditions are the Multifamily Bond Program, Rental Housing Work, Partnership Rental Housing Program, Maryland Affordable Housing Trust and the National Housing Trust Fund.
- Accessing state funding for affordable development can be a competitive application process for developers. The City can take a proactive role in securing those funding by taking an providing their own funding or assets, such as land contributions.
- Cost-burden renters in Hyattsville have access to direct financial assistance through countywide and statewide programs. For example, Prince George's County offers a countywide Housing Choice Voucher Program supplying over 5,000 households with

vouchers. Due to it being a countywide program, there is a high demand for vouchers, which can make it challenging for renters in Hyattsville to participate in the program.

- There are existing first-time homebuyer programs provided by the County (Pathways to Purchase Program) and State (MMP). However, due to the rising housing market competitiveness, it can be difficult to use homeownership assistance programs when competing with buyers who can pay cash immediately or above the appraised price.
- There is a growing local need to address housing quality in the City. There are County and State tools to address housing quality issues. The Housing Rehabilitation Assistance Program (HRAP) and Maryland Housing Rehabilitation Program – Single Family are direct assistance rehabilitation programs. Hyattsville residents have been able to use HRAP for housing rehabilitation loans. The City can take a more proactive role by setting aside funding from State’s Community Legacy Program to address poor housing quality.
- The City has produced a wide range of housing types but at market or luxury rate. A recent rental development complete in Hyattsville was priced higher than what would be considered affordable for almost 50 percent of existing households. Should other housing developments in the pipeline be priced similar, it could exacerbate the number of cost-burdened households.
- There are only three subsidized housing properties in the City, with two of them set to expire in 2029 and 2030. The City should focus on continuing to build and support their subsidized housing portfolio through existing partnerships with developers, County and State. The City recently has had success in the preservation and renovation of a subsidized property. Parkview Manor was originally built in 1999 with financing from the Low-Income Housing Tax Credits (LIHTC). In 2015, Montgomery Homes Possible (MHP) acquired full ownership of the property. MHP successfully renovated and preserved all 53 units of this property through project financing from Prince George’s County and Hyattsville. Prince George’s County approved a 40-year Payment in Lieu of Taxes (PILOT) and Hyattsville approved a 15-year PILOT.
- Many individuals employed in Hyattsville are working in low-wage industries. It is more likely than not that if these individuals would have some type of subsidized, affordable or workforce housing. The Renaissance Square Artists’ Housing is a strong example of affordable housing targeted for low-income industries.

a. Strong market conditions

There has been an increase in higher cost housing on the rental housing side within the City. The City has had steady population growth in the past two decades, pushing the demand for housing units. There are County and State housing tools that produce and preserve moderate and low-income units. Strong market conditions can be addressed by leveraging State Program development funds to reduce development costs and create or preserve units serving moderate and low-income households. Due to the nature and reach of State Programs, the application process is competitive and requires a thorough strategy and partnerships.

b. Cost-burdened renters

In Hyattsville, renters are more likely to be cost-burdened than homeowners, this is also seen at the County level, where 50% of renters are cost-burdened. The County offers direct financial assistance to address lower income cost-burden renters, such as the Rental Allowance Program which provides temporary emergency rental assistance. The Housing Choice Voucher Program offers a long-term direct assistance to renters in Prince George's County. The demand has exceeded supply of both these programs, making it challenging for an applicant to get accepted. On the State level, indirect renter assistance programs such as the Rental Housing Program or Partnership Rental Housing Program offers development funds to developers in exchange for low income rental units. Without leveraging local dollars or land, it can be challenging for new development to serve lower income households. The existing housing assistance for cost-burden renters in the City is competitive and limited.

c. Cost-burdened homeowners

In the City, 31 percent of homeowners are cost-burdened and the homeownership rate in the City has been on the decline. The County offers a few direct and indirect assistance to aid cost-burdened homeowners. The State has existing resources that can create affordable homeowner housing units. The current resources may not have kept up with inflation, making it challenging for developers to meet affordability requirements, especially in strong market areas. Established organizations such as HIP or CASA provides mortgage, financial capability and foreclosure counseling services for homeowners.

d. Poor housing quality

The City of Hyattsville has aging housing stock and a growing need for safe homes. There are existing County and State housing tools to address rehabilitation and housing accessibility concerns. The County's Housing Rehabilitation Assistance Programs provides homeowners loans to support home repair. There is existing funding available to address poor housing quality, but areas have not been identified or targeted in the City. The State's Housing Rehabilitation Program – Single Family provides direct assistance for low income homeowners and renters but requires the county to be involved for all loans requested within their jurisdictions.

e. Limited housing diversity

The current household types within the city suggest a strong need for a wide range of housing options. When examining the City's residential pipeline, there is strong indication this need will be met for higher income households. There is a demand for housing types for families and single individuals. The Independent Living Tax Credit is for both rental and homeowner units that enable persons living with a disability or seniors to age in place.

f. Expiring housing subsidies

There are three subsidized properties in the City. Two of them are for-profit or profit-motivated owned properties. For-profit property owners are less likely to renew housing subsidies. However, one of the properties is Parkview Manor, which recently entered a 40-year agreement with Prince George's County to remain affordable. The focus should shift into producing new subsidized housing. Through federal housing resources (CDBG, HOME, LIHTC) and additional County funds

(Housing Investment Fund and PILOT) the City can add subsidized properties to the pipeline. The County can also use the Right of First Refusal to purchase multifamily rental facilities to revitalization and preservation but has no direct funding source currently. This will require the City to continue to develop partnerships with non-profit housing developers and leverage their existing resources.

g. Employment in low-paying jobs

In the baseline conditions analysis, a key finding was that at-least 41 percent of residents work in low-paying jobs. Finding housing will be difficult for these residents as the cost of housing continues to rise. Hyattsville has begun to address this concern through the Renaissance Square Housing project for art-related employees. The developer, Victory Housing, has created workforce housing related projects outside the city limits. It's unlikely that people working in lower wage jobs will be able to find a home they can afford and will most likely need some type of subsidized housing.

| <i>Projects</i> | Local needs <i>Which housing need(s) in Hyattsville is this policy, program, resource or project designed to address?</i> | | | | | | |
|--|---|------------------------------|-----------------------------|-----------------------------|----------------------------------|-----------------------------------|--------------------------------------|
| | <i>Strong market conditions</i> | <i>Cost-burdened renters</i> | <i>Cost-burdened owners</i> | <i>Poor housing quality</i> | <i>Limited housing diversity</i> | <i>Expiring housing subsidies</i> | <i>Employment in low paying jobs</i> |
| The Edition | | | | | X | | |
| Riverfront at West Hyattsville (Phase 1 & 2) | | | | | X | | |
| Metro Gateway, Hyattsville (Metro II) | | | | | | | |
| Landy property | | | | | | | |
| WSSC Building | | | | | X | | |
| Hyatt View | | | | | | | |
| Hyattsville Armory Apartments | | | | | | | |
| Parkview Manor Apartments | | X | | X | | | |
| Avondale Park and Victory Crest (outside city limits) | | X | | | | | |
| Renaissance Square | | X | | | | | X |

| <i>State, County, City Housing Tools</i> | Local needs <i>Which housing need(s) in Hyattsville is this policy, program, resource or project designed to address?</i> | | | | | | |
|---|---|------------------------------|-----------------------------|-----------------------------|----------------------------------|-----------------------------------|--------------------------------------|
| | <i>Strong market conditions</i> | <i>Cost-burdened renters</i> | <i>Cost-burdened owners</i> | <i>Poor housing quality</i> | <i>Limited housing diversity</i> | <i>Expiring housing subsidies</i> | <i>Employment in low paying jobs</i> |
| Revitalization Tax Credit (City) | X | | | | X | | |
| Right-of-First Refusal (Sec. 13-1119) | X | X | | X | | X | |
| Deferred Land Sale | X | X | X | | | | |
| Public Land Disposition (Section 2-111.01) | X | X | X | | X | X | X |
| Revitalization Tax Credit (County) | | X | X | X | X | | |
| Expedited approval process for TOD | X | | | | | | |
| Independent Living Tax Credit | | | | X | | | |
| Housing Production Program | | X | X | X | X | | |
| Pathway to Purchase Program | | | X | | | | |
| Housing Choice Voucher Program | | X | | | | | |
| Housing Choice Voucher Homeownership Program | | | X | | | | |
| Moderate Rehabilitation Program | | X | | X | | | |
| Veterans Affairs Supportive Housing | | X | | | | | |
| HOPWA/Homeless Rental Assistance | | X | | | | | |
| Rental Allowance Program | | X | | | | | |
| Clean Energy Program | | | | | | | |
| Housing Rehabilitation Assistance Program (HRAP) | | | | X | | | |
| Rental Housing Program | X | X | | X | | | |
| Partnership Rental Housing Program | X | X | | | | | |
| Maryland Mortgage Program | X | | | | | | |

City of Hyattsville: Housing Action Agenda
Phase 1 Summary Report: Appendix D

| | | | | | | | |
|--|---|---|---|---|---|---|---|
| Maryland Housing Rehabilitation Program | | | | X | | | |
| Rental Housing Works | X | X | | | | | |
| Maryland Affordable Housing Trust | X | X | X | | X | | |
| Community Development Block Grant | X | X | X | X | X | | X |
| National Housing Trust Fund | X | X | | X | X | | |
| Economic Development Initiative (EDI) Fund | X | | | | | | |
| Housing Investment Trust Fund (HITF) | X | | | X | X | | X |
| Payment in Lieu of Taxes (PILOT) | X | X | | X | X | | |
| Low-Income Housing Tax Credit (4% & 9%) | X | X | X | X | X | X | |
| State bonds (short and long-term) | X | | | | | | |
| Independent Living Tax Credit | | | | X | | | |
| Multifamily Bond Program | X | X | X | | | | |
| Sustainable Communities | X | | | X | | | |
| Community Legacy Program | X | X | X | X | X | | X |

City of Hyattsville: Housing Action Agenda
Phase 1 Summary Report: Appendix D

| <i>Projects</i> | <i>Tenure</i> <i>Does this program or project serve renters, homeowners, or both?</i> | | | <i>Assistance type (programs only)</i> | |
|---|--|-------------------|---------------------------------|---|-----------------|
| | <i>Renters</i> | <i>Homeowners</i> | <i>Renters & homeowners</i> | <i>Direct</i> | <i>Indirect</i> |
| The Edition | | | X | | |
| Riverfront at West Hyattsville (Phase 1 & 2) | | | X | | |
| Metro Gateway, Hyattsville (Metro II) | X | | | | |
| Landy property | | X | | | |
| WSSC Building | | X | | | |
| Hyatt View | | X | | | |
| Hyattsville Armory Apartments | X | | | | |
| Parkview Manor Apartments | X | | | | |
| Renaissance Square | X | | | | |

City of Hyattsville: Housing Action Agenda
Phase 1 Summary Report: Appendix D

| <i>State, County, City Housing Tools</i> | Tenure <i>Does this program or project serve renters, homeowners, or both?</i> | | | Assistance type (Programs only) | |
|---|--|-------------------|---------------------------------|--|-----------------|
| | <i>Renters</i> | <i>Homeowners</i> | <i>Renters & homeowners</i> | <i>Direct</i> | <i>Indirect</i> |
| Revitalization Tax Credit (City) | | | X | | |
| Right-of-First Refusal (Sec. 13-1119) | | | X | | |
| Deferred Land Sale | | | X | | |
| Public Land Disposition (Section 2-111.01) | | | X | | |
| Revitalization Tax Credit (County) | | | X | | |
| Expedited approval process for TOD | | | X | | |
| Housing Production Program | X | | | | X |
| Pathway to Purchase Program | | X | | X | |
| Housing Choice Voucher Program | X | | | X | |
| Housing Choice Voucher Homeownership Program | | X | | X | |
| Moderate Rehabilitation Program | X | | | X | |
| Veterans Affairs Supportive Housing | X | | | X | |
| HOPWA/Homeless Rental Assistance | X | | | X | |
| Rental Allowance Program | X | | | X | |
| Housing Rehabilitation Assistance Program (HRAP) | | X | | X | |
| Rental Housing Program | X | | | | X |
| Partnership Rental Housing Program | X | | | | X |
| Maryland Mortgage Program | | X | | X | |
| Maryland Housing Rehabilitation Program | | | X | | X |
| Rental Housing Works | X | | | | |
| Maryland Affordable Housing Trust | | | X | | X |

City of Hyattsville: Housing Action Agenda
Phase 1 Summary Report: Appendix D

| | | | | | |
|--|---|--|---|---|---|
| Community Development Block Grant | | | X | X | X |
| National Housing Trust Fund | X | | | | |
| Economic Development Initiative (EDI) Fund | X | | | | |
| Housing Investment Trust Fund (HITF) | | | X | | |
| Payment in Lieu of Taxes (PILOT) | X | | | | |
| Low-Income Housing Tax Credit (4% & 9%) | X | | | | |
| State bonds (short and long-term) | | | X | | |
| Independent Living Tax Credit | | | X | | |
| Multifamily Bond Program | X | | | | |
| Sustainable Communities | | | X | | |
| Community Legacy Program | | | X | | |

City of Hyattsville: Housing Action Agenda
Phase 1 Summary Report: Appendix D

| <i>Projects</i> | Population served <i>Who is being served through existing policies, programs, or resources and new development?</i> | | | | | |
|---|---|----------------------------|----------------|----------------------------------|-------------------------------|--------------------|
| | <i>All residents</i> | <i>Low-income or below</i> | <i>Seniors</i> | <i>Persons with disabilities</i> | <i>Immigrants or refugees</i> | <i>Other</i> |
| The Edition | X | | | | | Luxury/Market rate |
| Riverfront at West Hyattsville (Phase 1 & 2) | X | | | | | Market rate |
| Metro Gateway, Hyattsville (Metro II) | X | | | | | Market rate |
| Landy property | X | | | | | Market rate |
| WSSC Building | X | | | | | Market rate |
| Hyatt View | X | | | | | Market rate |
| Hyattsville Armory Apartments | X | | | | | Market rate |
| Renaissance Square | | X | | | | |

| <i>State, County, City Housing Tools</i> | Population served <i>Who is being served through existing policies, programs, or resources and new development?</i> | | | | | |
|---|---|----------------------------|----------------|----------------------------------|-------------------------------|--|
| | <i>All residents</i> | <i>Low-income or below</i> | <i>Seniors</i> | <i>Persons with disabilities</i> | <i>Immigrants or refugees</i> | <i>Other</i> |
| Revitalization Tax Credit (City) | X | | | | | |
| Right-of-First Refusal (Sec. 13-1119) | | X | | | | |
| Deferred Land Sale | | X | | | | |
| Public Land Disposition (Section 2-111.01) | | X | X | X | | |
| Revitalization Tax Credit (County) | X | | | | | |
| Expedited approval process for TOD | X | | | | | |
| Independent Living Tax Credit | X | | X | X | | |
| Housing Production Program | | X | | | | Up to 120% AMI |
| Pathway to Purchase Program | | X | | | | First-time homebuyer |
| Housing Choice Voucher Program | | X | | | | <50% AMI |
| Housing Choice Voucher Homeownership Program | | X | | | | <50% AMI first-time homebuyers |
| Moderate Rehabilitation Program | | X | | | | |
| Veterans Affairs Supportive Housing | | X | | | | Veterans earning <50% AMI |
| HOPWA/Homeless Rental Assistance | | X | | | | Persons at-risk of homelessness or persons with HIV/AIDS |
| Rental Allowance Program | | X | | | | |
| Clean Energy Program | X | | | | | Existing homeowners |
| Housing Rehabilitation Assistance Program (HRAP) | | X | | | | |
| Rental Housing Program | | X | | | | <80% AMI |
| Partnership Rental Housing Program | | X | | X | | <50% AMI |
| Maryland Mortgage Program | X | | | | | |
| Maryland Housing Rehabilitation Program | | X | | | | |
| Rental Housing Works | | X | | | | |

City of Hyattsville: Housing Action Agenda
Phase 1 Summary Report: Appendix D

| | | | | | | |
|--|---|---|---|---|---|---|
| Maryland Affordable Housing Trust | | | | | | |
| Community Development Block Grant | X | X | X | X | X | |
| National Housing Trust Fund | | X | | | | < 30% AMI or at or below the poverty line |
| Economic Development Initiative (EDI) Fund | | | | | | Market-rate development & businesses |
| Housing Investment Trust Fund (HITF) | | | | | | Workforce Housing, First time buyers |
| Payment in Lieu of Taxes (PILOT) | | X | | | | |
| Low-Income Housing Tax Credit (4% & 9%) | | X | | | | |
| State bonds (short and long-term) | X | | | | | |
| Multifamily Bond Program | | X | | | | |
| Sustainable Communities | X | | | | | |
| Community Legacy Program | X | | | | | |

| Prince George's County Housing Programs | Description |
|---|---|
| Housing Production Program | The County's DHCD seeks new construction or rehabilitation projects that support mixed income, mixed-use, mixed-tenure and mixed-financed rental and/or homeownership housing opportunities which are critical to sustainability and viability. |
| Pathway to Purchase Program | This program provides home purchase assistance to eligible first-time homebuyers to purchase owner occupied or vacant residential properties anywhere in Prince George's County |
| Housing Choice Voucher Program | The Housing Choice Voucher Program (HCVP), also referred to as "Section 8", is a "tenant based" voucher program that provides tenants the opportunity to live where they choose. The Rental Assistance Division (RAD) pays the owner the difference between 30% of adjusted family income and a PHA-determined payment standard or the gross rent for the unit. |
| Housing Choice Homeownership Program | The Housing Choice Voucher Homeownership Program (HCVHP) uses a voucher subsidy that once helped families pay rent to a landlord to be used to now help first-time homeowners to purchase their own home. |
| Moderate Rehabilitation Program | The Moderate Rehabilitation Program (Mod Rehab) provides project-based rental assistance for low-income families. Project-based assistance is a component of the Housing Agency's (HA) Housing Choice Voucher Program. The HA can attach up to 20% of its voucher assistance to specific housing units if the owner of multifamily housing agrees to either rehabilitate or construct the units, or the owner agrees to set aside a portion of the units in an existing development in exchange for low interest loans. |
| Veterans Affairs Supportive Housing | The HUD-Veterans Affairs Supportive Housing (HUD-VASH) Program combines Housing Choice Voucher (HCV) rental assistance for homeless Veterans with case management and clinical services provided by the Department of Veterans Affairs (VA). |
| HOPWA/Homeless Rental Assistance | A state-funded housing program that provides fixed monthly rental assistance payments to eligible lower- income homeless persons and to households with critical emergency housing needs. The Rental Allowance Program (RAP) provides fixed monthly rental assistance payments to eligible lower-income homeless persons and households with critical and emergency housing needs. |
| Rental Allowance Program | A state-funded housing program that provides fixed monthly rental assistance payments to eligible lower- income homeless persons and to households with critical emergency housing needs. The Rental Allowance Program (RAP) provides fixed monthly rental assistance payments to eligible lower-income homeless persons and households with critical and emergency housing needs. |
| Clean Energy Program | The program leads the County's efforts to reduce energy consumption, costs, and carbon emissions. OCS offers several clean energy programs, including: TNI Clean Energy Program; Energy star and Green Leasing Program; and Green Energy. |
| Housing Rehabilitation Assistance Program (HRAP) | Housing Rehabilitation Assistance Program provides funding to support rehabilitation loans to homeowners for repairs, including roof replacement, electrical and plumbing work, etc. Loans are available up to \$60,000. |

| Prince George's County Financing and Policy tools | Description |
|---|---|
| Right-of-First Refusal | The Prince George's County Department of Housing and Community Development has authority pursuant to Sec. 13-1119 of the Prince George's County Code to promulgate and amend, as deemed necessary, regulations to govern the right of first refusal ("ROFR") for Prince George's County, Maryland ("County") to buy multifamily rental facilities as a means of revitalization and to preserve housing opportunities for low- to moderate income households and in the County. This policy applies to the conversion of rental facilities with 20 or more units. Ninety days' notice is required when greater than one-third of occupied units on a property will be demolished or one-third of tenants will be displaced. |
| Public Land Disposition | The Redevelopment Authority (RDA) can acquire underperforming real estate and return properties to productive use. In some cases, the RDA can defer the land sales price to support infill development. The use of deferred land sales price is negotiated on a case-by-case basis. |
| Deferred Land Sale | "The County Executive is authorized to sell, lease or otherwise dispose of any County-owned real property, when such property is no longer needed for County use or when the proposed disposition is in furtherance of a public purpose. Property to be sold is first offered to the municipality in which the property lies, MNCPPC, Washington Suburban Sanitary Commission, and to the State. The County Executive may also convey the title to another governmental agency for less than the acquisition cost when it is in the public interest. The County Executive may also propose conveying the land to any public or private parties to promote a specific purpose, limited to elderly housing, affordable family housing, transportation, not-for-profit sport and recreational uses, and day care centers for children or adults. " |
| Revitalization Tax Credit | Revitalization/Redevelopment tax credits encourage redevelopment and investment in innerbeltway communities of Prince George's County. Eligible improvements to real property located within these districts shall be allowed a tax credit on County real property taxes. |
| Economic Development Initiative (EDI) Fund | Economic Development Incentive Fund (EDI Fund) is a \$50 million County program to expand the commercial tax base, increase job retention and attraction, facilitate development and redevelopment opportunities, and promote transit-oriented development and growth of key industry sectors. Qualified applicants can use funding for land and building acquisition, building infrastructure and empowerment, and equipment acquisition and working capital. C |
| Housing Investment Trust Fund (HITF) | The fund will support two new programs – the Workforce Housing Gap Financing Program and the Pathway to Purchase Program. The Workforce Housing Gap Financing Program enables the County to support the development of viable, mixed income communities by providing gap financing for the development of decent and quality workforce housing. The Pathway to Purchase program provides assistance to eligible approximately 150 first time homebuyers to purchase owner occupied or vacant residential properties in the County. |
| Payment in Lieu of Taxes (PILOT) | Payment in Lieu of Taxes (PILOT) is an agreement from the county to abate property taxes and instead charge an amount equal to a negotiated PILOT. The payment can range from zero up to the full amount of taxes due or more. In some cases, |

| | |
|---|--|
| | taxes are deferred rather than abated. A properly structured PILOT can also be used as a better alternative to a tax increment financing. |
| Federal resources (CDBG, LIHTC and HOME) | As an Entitlement grantee, the County receives federal funding from the Department of Housing and Urban Development. The County uses HOME and CDBG funding to support housing production and preservation activities, totaling approximately \$5 million in annual funding. The County uses these resources and other leveraged funding to fund a variety of housing programs, including down payment assistance, rental assistance, rental housing preservation and production, and homeowner rehabilitation. |

| Maryland Housing Programs | Description |
|--|---|
| Rental Housing Program | The Department's Rental Housing Program aims to rehabilitate or create rental housing. A portion of the federal HOME moneys administered by the State may be allocated along with the Rental Housing Program funds. |
| Partnership Rental Housing Program | The purpose of the Partnership Rental Housing Program is to expand the supply of affordable housing for low-income households. Projects financed through the Partnership Rental Housing Program typically involve a partnership between State and local governments. |
| Maryland Mortgage Program | The Maryland Mortgage Program (MMP) provides 30-year fixed-rate home loans to eligible homebuyers purchasing in Maryland. Loan terms are competitive with other home loan products on the market, but what makes MMP unique is the range of associated financial incentives and other assistance that, for many homebuyers, means the difference between being able to purchase and continuing to rent. |
| Maryland Housing Rehabilitation Program – Single Family | The purpose of the Maryland Housing Rehabilitation Program is to preserve and improve single family properties and one-to-four-unit rental properties. It is a program designed to bring properties up to applicable building codes and standards. |
| Section 811 Project Rental Assistance Program | The Maryland Department of Housing and Community Development will award Section 811 Project Rental Assistance funds to eligible projects in conjunction with the administration of its existing financing programs, including the award of federal Low-Income Housing Tax Credits and State Rental Housing fund. |
| Community Legacy Program | Provides local governments and community development organizations with funding for essential projects aimed at strengthening communities through activities such as business retention and attraction, encouraging homeownership and commercial revitalization. |

| Maryland Financing and Policy tools | Description |
|--|---|
| Multifamily Bond Program | The Multifamily Bond Program purpose is to increase the construction and rehabilitation of multifamily rental housing for families with limited incomes. Tax-exempt bonds and notes provide construction and permanent financing and leverage federal Low-Income Housing Tax Credits. |
| Rental Housing Works | The Rental Housing Works is subordinate gap financing to be used solely for projects financed using the Maryland Department of Housing and Community Development’s Multifamily Bond Program and 4% Low Income Housing Tax Credits. |
| National Housing Trust Fund | The NHF is a new affordable housing production program that will complement existing Federal, State and local efforts to increase and preserve the supply of decent, safe and sanitary affordable housing for extremely low-income (ELI) and very low-income households (VLI). |
| Maryland Affordable Housing Trust | The Maryland Affordable Housing Trust promotes affordable housing for households earning less than 50% of area or Statewide median income. Funding can be used for capital costs, providing financial assistance for nonprofit-developers, supportive services and operating expenses of affordable housing developments. |
| Independent Living Tax Credit | The Independent Living Tax Credit provides property owners a tax credit up to \$5,000 for renovation costs for accessibility purposes. |
| Sustainable Communities | The National Housing Trust Fund (HTF) is a new affordable housing production program that will complement existing Federal, State and local efforts to increase and preserve the supply of decent, safe and sanitary affordable housing for extremely low-income (ELI) and very low-income households (VLI). |
| Opportunity Zones | A federal program that provides funds to the State and certain local governments to promote affordable housing activities. HOME funds may be used to finance the construction, acquisition, and rehabilitation of rental housing, owner-occupied housing, and special needs housing such as group homes. |

ⁱ Individual Tax Identification Number (ITIN) Mortgage Products allow individuals to apply for a mortgage by using an ITIN, instead of a social security number or green card.